

香港交易及結算所有限公司及香港聯合交易所有限公司對本公告的內容概不負責，對其準確性或完整性亦不發表任何聲明，並明確表示，概不對因本公告全部或任何部分內容而產生或因倚賴該等內容而引致的任何損失承擔任何責任。



江西銅業股份有限公司
JIANGXI COPPER COMPANY LIMITED

(在中華人民共和國註冊成立的中外合資股份有限公司)

(股份代碼：0358)

海外監管公告

本公告乃根據香港聯合交易所有限公司證券上市規則第13.10B條而作出。

茲載列江西銅業股份有限公司(「本公司」)在中華人民共和國(「中國」)上海證券交易所網站(www.sse.com.cn)刊登之《江西銅業股份有限公司第九屆董事會第十九次會議決議公告》、《江西銅業股份有限公司獨立董事關於第九屆董事會第十九次會議相關事項的獨立意見》、《江西銅業股份有限公司第九屆監事會第十一次會議決議公告》、《江西銅業股份有限公司關於2022年度計提資產減值準備的公告》、《江西銅業股份有限公司已審財務報表2022年度》、《關於江西銅業股份有限公司非經營性資金佔用及其他關聯資金往來情況匯總表的專項審計報告》、《江西銅業股份有限公司內部控制審計報告》、《江西銅業股份有限公司2022年度內部控制評價報告》、《江西銅業股份有限公司2022年度獨立董事述職報告》及《江西銅業股份有限公司獨立審核委員會(審計委員會)二零二二年度履職情況報告》，僅供參閱。

特此公告。

江西銅業股份有限公司
董事會

中國江西省南昌市，二零二三年三月二十四日

於本公告日期，本公司執行董事為鄭高清先生、周少兵先生、汪波先生、高建民先生、梁青先生、劉方雲先生及余彤先生；及本公司獨立非執行董事為柳習科先生、朱星文先生、王豐先生及李水弟先生。

2022

11 0 0

2023

11 0 0

2022

www.sse.com.cn

www.jxcc.com

2022

2022

2022

2012 37

3 ---

2022

2022 3

1 ---

5 +

2022

2023 3 20

600362

2023-002

185088

21 01

137816

22 01



2023 3 24

4

2022

4 0 0

2022

2022

2022

4 0 0

2022

2022

4 0 0

2022

2022

2022

4 0 0

2022

4 0 0

www.sse.com.cn

www.jxcc.com

2022

2022

4 0 0

www.sse.com.cn

www.jxcc.com

2022

2022

4 0 0

www.sse.com.cn

www.jxcc.com

2022

2022

2022

2022

6

2023 3 25

600362

2023

01

2022

--

2022

2022

2023

60654279_B01

2022

2022 12 31



2023

60654279_B01

2022	12	31	
10,380,281,891			1,448,886,976
			5,915,131,388
	1,144,894,311		
	12		
			1.
			2.
			3.
			4.
			5.
			6.
			7.
			8.
			9.
			10.
			11.
			12.
			13.
			14.
			15.
			16.
			17.
			18.
			19.
			20.
			21.
			22.
			23.
			24.
			25.
			26.
			27.
			28.
			29.
			30.
			31.
			32.
			33.
"			5"
"			7"



2023

60654279_B01

-					
2022	12	31			
			1,295,673,661		
				1.	
			1,266,036,306		
				2.	
2022	12	31		3.	
				4.	
			20"		
			33"		
			22"		



2023

60654279_B01



2023

60654279_B01

1

2

3


4

5

6

2023

60654279_B01



汪一粟

江西铜业股份有限公司
合并资产负债表
2022年12月31日

人民币元

资产	附注五	2022 12月31	2021 12月31日
流动资产			
货币资金	1	32,102,114,653	34,830,979,328
交易性金融资产	2	4,548,013,469	4,019,992,568
衍生金融资产	3	503,626,263	379,097,507
应收票据	4	223,500,000	201,623,607
应收账款	5	4,465,150,503	4,958,727,680
应收款项融资	6	1,903,238,251	2,535,148,368
应收保理款	7	303,992,665	561,493,319
预付款项	8	1,091,186,533	1,737,027,198
其他应收款	9	4,467,344,587	3,558,738,120
存货	10	38,061,772,570	36,976,797,713
持有待售资产	68	20,991,507	29,839,486
一年内到期的非流动资产	11	3,097,794,823	
其他流动资产	12	5,899,541,075	3,452,347,246
流动资产合计		96,688,266,899	93,241,812,140
非流动资产			
长期股权投资	13	5,106,393,423	5,062,473,519
其他权益工具投资	14	18,498,826,276	19,260,619,266
其他非流动金融资产	15	1,229,629,359	1,266,705,556
投资性房地产	16	882,327,002	603,419,772
固定资产	17	22,416,972,723	22,446,565,305
在建工程	18	4,659,060,140	2,862,627,924
使用权资产	19	264,786,499	438,372,774
无形资产	20	7,441,362,396	7,667,858,948
勘探成本	21	592,956,264	608,229,245
商誉	22	1,295,673,661	1,295,673,661
递延所得税资产	23	695,213,264	707,391,624
其他非流动资产	24	7,559,070,631	5,572,894,567

后附财务报表附注为本财务报表的组成部分

江西铜业股份有限公司
合并资产负债表(续)
2022年12月31日

人民币元

负债和股东权	附注五	2022年12月31日	2021年12月31日
流动负债			
短期借款	25	35,671,201,431	33,475,782,117
应付票据	27	3,904,758,748	3,338,155,187
应付账款	28	9,920,495,341	7,829,771,715
合同负债	29	1,115,288,325	2,192,493,955
应付职工薪酬	30	1,829,351,692	1,704,385,876
应交税费	31	2,217,894,848	2,628,772,335
其他应付款	32	3,171,135,695	4,138,150,739
一年中到期的非流动负债	33	7,227,840,204	5,072,852,054





后附财务报表附注为本财务报表的组成部分

江西铜业股份有限公司
合并资产负债表
2022年12月31日

人民币元

负债和股东权	附注五	2022年12月31日	2021年12月31日
股东权益			
股本	43	3,462,729,405	3,462,729,405
资本公积	44	11,158,309,484	11,241,567,878
其他综合收益	45	11,050,859,332	11,517,913,192
专项储备	46	411,521,009	404,008,963

财务报表由以下人士签署：





 法定代表人：郑高清 主管会计工作负责人：张彤 会计机构负责人：张啸鸣

后附财务报表附注为本财务报表的组成部分

江西
合
2022

股份有限公司

人民币元

	附注五	2022年	2021年
营业收入	49	479,938,045,193	442,767,670,161
减：营业成本	49	465,609,468,267	425,222,600,397
税金及附加	50	1,545,196,166	1,153,231,976
销售费用	51	439,245,670	367,464,400
管理费用	52	2,637,606,992	2,795,789,161
研发费用	53	903,061,561	874,110,910
财务费用	54	641,145,897	1,245,023,830
其中：利息费用	54	1,949,411,013	2,000,717,017
利息收入	54	1,120,467,752	814,715,093
加：其他收益	55	294,680,838	158,982,823
投资收益/（损失）	56	1,167,632,003	(1,764,177,554)
	56	(215,349,827)	(157,830,918)
	57	(796,606,072)	(209,589,196)
	58	(284,586,395)	(480,018,755)
	59	(905,516,956)	(1,424,898,041)
		8,251,749	40,062,722
		7,646,175,807	7,429,811,486
资产损失			
公允价值变动损失			
信用减值损失			
资产减值损失			
资产处置收益			
营业利润		6,088,834,189	5,913,928,215

后附财务报表附注为本财务报表的组成部分

江西铜业
合并利
2022



人民币元

	附注五	2022年	2021年
按所有权归属分类			
归属于母公司股东的净利润		5,993,964,274	5,635,567,528
少数股东损益		94,869,915	278,360,687
其他综合收益的税后净额		(426,295,869)	4,339,265,963
归属于母公司股东的其他综合收益的税后净额	45	(467,053,860)	4,346,418,469
综合收益总额	45	5,662,538,320	10,253,194,178
其中：			
每股收益	64		
基本每股收益		1.73	1.63
稀释每股收益		不适用	不适用

后附财务报表附注为本财务报表的组成部分



江西铜业股份有限公司
合并股东权益变动表
2022 年度

2021年度

	年	母公司股东权益			少数股东权益 专项储备	股东权益合计
		余额	股本	其他综合收益		
一、上年年末	年	3,462,729,405	11,125,778,556	7,171,494,111	267,051,922	309,477,610
二、本年增减	额					
(一) 综合收益	资	-	-	4,346,418,111	-	-
(二) 股东投入	业					
1. 非同一控	并	-	-	-	-	-
2. 其他		-	115,789,322	-	-	-
(三) 利润分配						
1. 对股东的		-	-	-	-	-
2. 提取盈余		-	-	-	-	308,746,931
(四) 专项储备						
1. 本年提取		-	-	-	451,945,149	-
2. 本年使用		-	-	-	(314,988,108)	-
三、本年年末		3,462,729,405	11,241,567,878	11,517,913,111	404,008,963	618,224,541

江西铜业股份有限公司
合并现金流量表
2022 年度

人民币元


	2022年	2021年
一、经营活动产生的现金流量		
销售商品、提供劳务收到的现金	535,362,902,571	486,575,083,648
收到的税费返还	215,136,883	51,864,920
收到其他与经营活动有关的现金	1,000,000,000	1,000,000,000
经营活动现金流入小计	537,860,200,532	490,452,986,727
购买商品、接受劳务支付的现金	509,984,056,862	466,791,947,617
支付给职工以及为职工支付的现金	5,373,684,242	4,918,934,088
支付的各项税费	6,888,260,323	4,038,679,861
支付其他与经营活动有关的现金	65,497,287,983	5,671,790,815
经营活动现金流出小计	581,743,389,410	521,421,352,381
经营活动产生的现金流量净额	(43,883,188,878)	(30,968,365,654)

江西铜业股份有限公司 2022 年度合并现金流量表

江西铜业股份有限公司
合并
2022

(续)

人民币元



附注五

2022年

2021年

三、 筹资活动产生的现金流量

吸收投资收到的现金		258,250,000	819,701,773
其中：子公司吸收少数股东投资收 到的现金		258,250,000	819,701,773
取得借款收到的现金		87,731,298,454	79,922,334,326
收到其他与筹资活动有关的现金	65	13,370,397,062	9,668,026,742
 筹资活动现金流入小计		 101,359,945,516	 90,410,062,841
偿还债务支付的现金		84,066,835,657	70,612,298,072
分配股利、利润或偿付利息支付的 现金		2,520,835,167	1,612,596,904
其中：子公司支付给少数股东的 股利、利润		53,306,178	107,803,320

后附财务报表附注为本财务报表的组成部分

江西铜业股份有限公司
 公司资产负债表
 2022年12月31日

人民币元

资产	附注十四	2022年12月31	2021 12月31日
流动资产			
货币资金		12,576,427,622	14,741,925,812
其中：存放财务公司款项		11,055,171,511	13,386,847,562
交易性金融资产		1,001,025,096	224,496,147
衍生金融资产		9,040,908	3,865,266
应收票据	1	2,128,084,084	228,000,000
应收账款	2	504,409,237	2,611,110,829
应收款项融资	3	251,146,148	231,745,936
预付款项		194,609,084	135,976,122
其他应收款	4	1,116,247,669	875,040,583
存货		12,640,027,144	13,094,027,152
其他流动资产		2,040,544	14,000,000

后附财务报表附注为本财务报表的组成部分

2022年1月1日

人民币元

负债和 东权益	附注十四	2022年12月31日	2021年12月31日
流动负债			
短期借款		8,498,479,383	3,103,066,026
衍生金融负债		225,137,754	25,012,727
应付票据			45,560,000
应付账款		2,118,491,886	2,120,938,612
合同负债		289,520,114	321,048,058
应付职工薪酬		1,167,431,975	1,075,769,114
应交税费		1,530,830,129	1,928,868,073
其他应付款		3,109,681,657	3,849,758,462
一年内到期的非流动负债		4,775,588,772	4,276,608,453
其他流动负债		36,621,903	40,782,848
流动负债合计		21,752,083,573	16,787,412,373
非流动负债			

后附财务报表附注为本财务报表的组成部分

江西铜业股份有限公司
公司利润表

2022年

人民币元

附注十四

2022年

2021年

营业收入	101,740,627,831	99,931,659,127
减：营业成本	92,592,544,201	89,867,491,753

税金及附加	998,842,043	821,742,144
销售费用	100,293,723	95,049,325
管理费用	1,098,541,515	1,254,344,772
研发费用	438,522,676	395,964,644
财务费用	647,870,661	471,400,701

其中：利息费用	749,909,265	573,146,349
利息收入	242,297,293	119,164,884
加：其他收益	40,233,527	38,742,451

其中：对联营企业和合营企业的

后附财务报表附注为本财务报表的组成部分

江西铜业股份有限公司
 公司股东权益变动表
 2022 年度

2022年度

	股本	资本公积	其他综合收益	专项储备	盈余公积	未分配利润
一、上年年末余额	3,729,405	11,655,384,102	(177,688,127)	244,235,755	15,495,359,124	26,581,959,012
二、本年增减变动金额						
(一) 综合收益总额	-	207,357,159	-	-	3,668,285,502	3,875,642,661
(二) 利润分配						
1. 对股东的分配	-	-	-	-	(1,731,364,702)	(1,731,364,702)
2. 提取盈余公积	-	-	-	366,828,551	(366,828,551)	-
(三) 专项储备						
1. 本年提取	-	-	387,437,461	-	-	387,437,461
2. 本年使用	-	-	(434,774,953)	-	-	(434,774,953)
三、本年年末余额	3,729,405	11,862,741,261	29,669,032	196,898,263	15,862,187,675	28,152,051,261

后附财务报表附注为本财务报表的组成部分

江西铜业股份有限公司
公司现金流量表
2022 年度

人民币元

一、经营活动产生的现金流量：

销售商品、提供劳务收到的现金	112,503,758,510	112,862,633,542
收到其他与经营活动有关的现金	834,655,374	228,530,134
经营活动现金流入小计	113,338,413,884	113,091,163,676
购买商品、接受劳务支付的现金	99,186,205,692	98,936,951,379
支付给职工以及为职工支付的现金	3,222,391,633	2,963,468,063
支付的各项税费	3,958,154,183	2,378,277,531
支付其他与经营活动有关的现金	1,889,070,727	1,231,709,434
经营活动现金流出小计	108,255,822,235	105,510,406,407
经营活动产生的现金流量净额	8,5,082,591,649	7,580,757,269

二、投资活动产生的现金流量：

收回投资收到的现金	611,589,010	11,410,954
取得投资收益收到的现金	113,676,756	183,057,205
处置固定资产、无形资产和其他长期资产收回的现金净额	51,151,138	35,371,247
处置子公司及其他营业单位收到的现金净额	83,600,000	
收到的其他与投资活动有关的现金	15,127,375	484,311,292

后附财务报表附注为本财务报表的组成部分

江西铜业股份有限公司
 公司现金流量表（续）
 2022年

人民币元



	附注十四	2022年	2021年
三、 筹资活动产生的现金流量：			
取得借款收到的现金		22,623,443,457	11,340,873,602
收到其他与筹资活动有关的现金		9,110,293,289	1,000,000,000
筹资活动现金流入小计		31,733,736,746	12,340,873,602
偿还债务支付的现金		21,635,761,725	12,533,241,912
分配股利、利润或偿付利息支付的现金		2,232,313,698	914,194,449
支付的其他与筹资活动有关的现金		12,812,807,831	-
筹资活动现金流出小计		36,680,883,254	13,447,436,361
筹资活动产生的现金流量净额		(4,947,146,508)	(1,106,562,759)
四、 汇率变动对现金及现金等价物的影响		34,815,925	(45,896,044)
五、 现金及现金等价物净（减少）/增加额		(2,070,520,707)	(4,420,400,505)
六、 现金及现金等价物期初余额		10,410,500,000	14,830,900,505
七、 现金及现金等价物期末余额		8,339,979,293	10,410,500,000

后附财务报表附注为本财务报表的组成部分

(" ")
91360000625912173B 1997 1 24
(" ") ()
()
15

1997 6 12 (H)
2002 1 11 (A)

(" ")

2022

2022

¢

m

o

‰

6.

7.

8.

"

"

9.

) (

1 " "

2 (a)

(b)

2022

9.

)

(

2022

9.

4

~ 0

2022

9.

11.

) (

(

2022

12.

)

(

2022

14.

2022

18.

19.

20.

2022

20.

21.

2022

24.

©

2022

25.

26.

27.

1

2

1

2

2022

28.

17

22

12

35,000

24

2022

28.

9

29.

1

)

2

(

)

(

3

2022

29.

2022

30.

31.

(2012)16
2022 11 21
[2022]136

32.

2022

33.

2022

33.

12

()

2022

33.

10

()

33.

(1) (2) (3)
(4) (5)

-

-

2.

[2017]10 2017 11 17
2020 9

GR202036000206 3 (2020)
15% 2022

15%(2021 15%)

2019 9 16

(" ") - (" ")

2022 11

(2022 2024) 3
2022 15% 15% 2021 15%)

[2017]10 2017 10 26
2020 9 (" ")

GR202036000204 3 (2020 2022)
15% 2022 15%(2021
15%)

[2018]1
() (" ") 2020 12

3 (2020 2022)
2022 GR202036002358
15%
15%(2021

[2019]1 2019 3 7
2021 12 () (" ")

3 (2021 2023)
2022 GR202136001206
15%(2021 15%)

2022

2.

2022

2.

10%(2021	10%	16.5%(2021	16.5%)	25%(2021	25%)
29.50%)	29.8%(2021	29.8%)	20%(2021	20%)	29.50%(2021
30%(2021	30%)	30%(2021	35%)	23%	2021

1.

	2022	12	31	2021	12	31
			58,995			121,088
			14,383,115,452			21,295,169,045
			<u>17,718,940,206</u>			<u>13,535,689,195</u>
			<u>32,102,114,653</u>			<u>34,830,979,328</u>
			<u>17,718,940,206</u>			<u>13,535,689,195</u>
2022	12	31				17,718,940,206
2021	12	31				13,535,689,195


-	2022	12	31	2,363,390,375	2021	12	31
			924,065,414				
			25				

-	2022	12	31	12,890,177,058	2021	12	31
			11,236,878,051				
			25				

2022

1.

-	2022 12 31	460,764,728	2021 12 31
	25,314,993		
-	2022 12 31	337,672,289	2021 12 31
	272,574,429		
-	2022 12 31	410,317,714	2021 12 31
	6,786,038		




2022

2.

2022 12 31

2021 12 31



2022

3.

1

	T+D	T+D

2022 12 31
313,841,842
T+D
29,880,118

2021 12 31

11,441,879
93,458,731 2021 12 31

2

T+D

T+D

56 57

2022

4.

2022 12 31

20203[()] THO

2022

5.

2022 12 31

2022

5.

2021 12 31

1	971,374,337	687,295,997	70.76%
2	822,236,354	819,236,354	99.64%
3	707,494,131	530,551,211	74.99%
4	621,834,779	621,834,779	100.00%
5	<u>385,317,253</u>	<u>317,070,107</u>	82.29%
	<u>3,508,256,854</u>	<u>2,975,988,448</u>	84.83%

2022 12 31

2021 12 31

1	2,843,166,329	0.68%	19,344,610	2,928,514,252	0.49%	14,283,205
1 2	163,238,301	17.68%	28,859,323	36,474,107	18.24%	6,654,266
2 3	8,692,091	44.93%	3,905,423	2,851,492	7.34%	209,398
3	<u>128,207,034</u>	<u>99.54%</u>	<u>127,614,946</u>	<u>173,273,842</u>	<u>99.92%</u>	<u>173,138,600</u>
	<u>3,143,303,755</u>	<u>5.72%</u>	<u>179,724,302</u>	<u>3,141,113,693</u>	<u>6.19%</u>	<u>194,285,469</u>

2022 6,014,698,919 241,821,580 (47,645,002) (293,744,109) 5,915,131,388

2021 5,955,359,433 175,370,163 (27,553,692) (88,476,985) 6,014,698,919

2022 12 31 2021 12 31

6.

2022 12 31 2021 12 31

1,903,238,251 2,535,148,368

2022

6.

2022 12 31

2021 12 31

2022

7.

2022		31,460,116	2021	224,962,028
13,557,195	2021	57,602,866		
68,913,656	2021			

8.

2022

9.

2022 12 31				
3,636,468,809	2021 12 31		2,716,273,299	
1,707,742,268	2021 12 31		1,385,927,137	
	1,928,726,541	2021 12 31		1,330,346,162

2022 12 31

2022

9.

12

2021

12

-	-	31,062,598	1,167,423,617	1,198,486,215
-	-	1,455,947	314,760,831	316,216,778

2022

9.

2021 12 31

1	1,795,639,991	36.31%	1	-
2	930,651,612	18.81%	3	714,833,171
3	264,640,000	5.35%	3	138,712,379
4	273,029,784	5.52%	1	-
5	<u>155,507,117</u>	<u>3.14%</u>	3	<u>155,507,117</u>
	<u>3,419,468,504</u>	<u>69.13%</u>		<u>1,009,052,667</u>

10.

<u>2022 12 31</u>			<u>2021 12 31</u>	
14,982,372,351	331,643,430	14,650,728,921	14,197,716,094	

2022

10.

2022

324,333,387

298,404,018

2022

11.

2022	2021
<u>3,097,794,823</u>	<u>-</u>

2022 12 31
2,753,093,187 2021 12 31

- 2022 12 31 1,061,460,000 2021 12 31

35

- 2022 12 31 1,199,900,000 2021 12 31
25

- 2022 12 31 317,500,000 2021 12 31

- 2022 12 31
174,233,187 2021 12 31

2022

14.

2022

First Quantum Minerals Ltd.				
"	"			
	7,903,975,089	18,438,896,280	-	84,047,279
	21,000,000	30,286,953	-	-
	6,000,000	6,000,000	-	1,566,250
	3,000,000	884,608	-	-
	1,000,000	853,961	-	-
	1,000,000	-	-	-
	7,408,800	4,004,443	-	-
	14,528,883	14,522,335	-	-
	<u>2,094,400</u>	<u>3,377,696</u>	<u>-</u>	<u>-</u>
	<u><u>7,960,007,172</u></u>	<u><u>18,498,826,276</u></u>	<u><u>-</u></u>	<u><u>85,613,529</u></u>

2021

First Quantum Minerals Ltd.				
"	"			
	7,903,975,089	19,215,297,545	-	4,901,517
	21,000,000			

2022

15.

2022

897,706,852	692,084,159	-	19,542,357
514,670,000	439,750,000	-	-
398,080,000	97,7		

2022

16.

2022 12 31

718,914,906	718,914,906
316,571,923	316,571,923
(4,416,677)	(4,416,677)
<u>(17,762,435)</u>	<u>(17,762,435)</u>
<u>1,013,307,717</u>	<u>1,013,307,717</u>
115,495,134	115,495,134
26,465,927	26,465,927
(177,186)	(177,186)
<u>(10,803,160)</u>	<u>(10,803,160)</u>
<u>130,980,715</u>	<u>130,980,715</u>
882,327,002	882,327,002

2022

16.

()

2021 12 31

574,118,683	574,118,683
155,671,441	155,671,441
<u>(10,875,218)</u>	<u>(10,875,218)</u>
<u>718,914,906</u>	<u>718,914,906</u>

103,611,296	103,611,296
12,548,000	12,548,000
<u>(664,162)</u>	<u>(664,162)</u>
<u>115,495,134</u>	<u>115,495,134</u>

<u>603,419,772</u>	<u>603,419,772</u>
--------------------	--------------------

<u>470,507,387</u>	<u>470,507,387</u>
--------------------	--------------------

2022 12 31
155,776,760

151,010,454 2021 12 31

2022 12 31

25,300,036

2022

17.

2022 12 31

21,394,785,998	21,343,780,853	1,503,483,764	590,170,146	44,832,220,761
38,665,609				

2022

17.

2021 12 31

443,171,365

2022 12 31
447,587,164
246,849,900

43,533,271 2021 12 31
2021 12 31
25

2022 12 31
96,584,045
2021 12 31 92,525,727

255,631,687 2021 12 31
206,456,960

2022

18.

2022

2022

2022

18.

2022

58HV6100/420000/4PE5A

2022

19.

2022 12 31

2022

19.

2021 12 31

549,804,501

242,822

368,267,812

2022

2022

2022

2022

24.

	2022 12 31	2021 12 31	
()	5,135,268,326	4,252,629,233	
	1,023,357,851	368,105,657	
	650,931,100	598,742,041	
	130,000,000	130,000,000	
	568,250,000	144,000,000	
	62,628,354	82,297,636	
	<u>7,570,435,631</u>	<u>5,575,774,567</u>	
	<u>11,365,000</u>	<u>2,880,000</u>	
	<u><u>7,559,070,631</u></u>	<u><u>5,572,894,567</u></u>	
2022 12 31			
3,856,315,550	2021 12 31	3,953,808,724	
-	1,047,728,652	2021 12 31	214,349,589
		922,109,679	2021
12 31	200,000,000	25	
-	370,000,000	2021 12 31	
	374,870,000	2021 12 31	25
-	1,553,586,898	2021 12 31	1,392,790,157
			25
-	885,000,000	2021 12 31	2,329,168,978
			855,000,000
12 31	2,246,000,000	35	2021
-	2021 12 31	17,500,000	

2022

25.

	2022 12 31	2021 12 31
	13,407,917,793	16,360,838,182
(i)	15,909,304,310	10,470,405,581
(ii)	1,016,808,160	1,696,919,393
(iii)	100,000,000	195,327,481
(iv)	5,124,951,451	4,691,176,304
	<u>112,219,717</u>	<u>61,115,176</u>
	<u>35,671,201,431</u>	<u>33,475,782,117</u>
	1.40%	5.32%
2022 12 31	2021 12 31	
1.12%	5.26%	
	112,219,717	2021
2022 12 31	61,115,176	
(i)	2,363,390,375	2021 12 31
	924,065,414	1,047,728,652
2021 12 31	214,349,589	
500,410,959	2021 12 31	
3,723,592,258	(2021 12 31	1,650,442,988)
	12,890,177,058	2021 12 31
2022 12 31	11,236,878,051	1,553,586,898
	1,392,790,157	
1,199,900,000	2021 12 31	
397,347,456	2021 12 31	806,138,357
52,080,635	2021 12 31	75,212,213
	16,060,470,800	2021 12 31
12,047,919,066	2022 12 31	12,185,712,052
		2021 12 31
8,819,962,593		

2022

25.

(i) 2022 12 31
"

"

2022

26.

	2022 12 31	2021 12 31
	313,841,842	11,441,879
T+D	93,458,731	-
T+D	687,329,796	234,063,519
	321,341,427	32,743,262
	<u>45,832,723</u>	<u>12,719,991</u>
	1,461,804,519	

2022

28.

2022

30.

2021

1,231,570,959	3,174,299	4,718,234,917	(4,368,770,936)	1,584,209,239
<u>52,299,080</u>	<u>-</u>	<u>614,176,873</u>	<u>(546,299,316)</u>	<u>120,176,637</u>
<u>1,283,870,039</u>	<u>3,174,299</u>	<u>5,332,411,790</u>	<u>(4,915,070,252)</u>	<u>1,704,385,876</u>

2022

1,506,725,036	3,756,338,447	(3,547,513,639)	1,715,549,844
2,772,089	183,122,494	(183,944,571)	1,950,012
9,469,096	397,807,406	(398,047,156)	9,229,346
7,926,004	366,060,372	(366,088,923)	7,897,453
1,319,020	24,477,272	(24,593,583)	1,202,709
224,072	7,269,762	(7,364,650)	129,184
32,826,015	448,570,034	(453,232,835)	28,163,214
27,525,302	71,552,252	(70,018,364)	29,059,190
944,023	2,050,413	(2,021,225)	973,211
<u>3,947,678</u>	<u>684,209</u>	<u>(745,087)</u>	<u>3,886,800</u>
<u>1,584,209,239</u>	<u>4,860,125,255</u>	<u>(4,655,522,877)</u>	<u>1,788,811,617</u>

2022

30.

2021

1,152,158,173	620,569	3,670,863,397	(3,316,917,103)	1,506,725,036
663,025	-	190,512,089	(188,403,025)	2,772,089
10,934,735	-	373,135,854	(374,601,493)	9,469,096
8,907,953	-	346,236,453	(347,218,402)	7,926,004
1,681,632	-	20,859,683	(21,222,295)	1,319,020
345,150	-	6,039,718	(6,160,796)	224,072
35,059,790	-	401,597,113	(403,830,888)	32,826,015
23,686,524	2,553,730	75,803,190	(74,518,142)	27,525,302
5,121,037				

2022

31.

2022

35.

	2022 12 31	2021 12 31
	10,550,027,003	14,159,750,543
(i)	398,650,000	260,114,413
(ii)	2,509,052	3,313,616
(iii)	1,975,000,000	2,246,000,000
	<u>22,333,927</u>	<u>43,020,173</u>
	<u>12,948,519,982</u>	<u>16,712,198,745</u>
	5,305,250,583	3,680,809,710
(i)	86,250,000	180,114,413
(ii)	1,170,302	1,032,541
(iii)	1,290,000,000	956,000,000
	<u>9,133,038</u>	<u>38,206,874</u>
	<u><u>6,256,716,059</u></u>	<u><u>11,856,035,207</u></u>

i	2022 12 31		2021 12 31
	200,000,000		230,114,413

2022

35.

2022	12	31	2.67%	5.50%	2021	12	31	2.40%
------	----	----	-------	-------	------	----	----	-------

5.50%

2022	12	31	2021	12	31
------	----	----	------	----	----

36.

			2022	12	31	2021	12	31
17	01	(1)				-		506,226,930
21	01	(2)				-		1,001,938,356
22	01	(3)			2,017,518,116			-
21		MTN001 (4)			505,150,685			505,150,685

2022

36.

2			[2021]2131		2021 12 5
	100			1000	
12 6	2				2.83%
		2022 12 5			
3			[2021]2131		2022 9 14
	100		2000		20
3		2.67%	9 15		
4	2021 2			[2021]MTN91	
			30	30	
	2				
2021 9 26		2021		500	
100		3		4.00%	9 27
2022 1 12		2022		500	
100		3		3.75%	1 13
2022 2 23		2022		500	
100		3		3.65%	2 24

37.

	2022 12 31	2021 12 31
	200,111,669	372,274,036
	<u>180,321,012</u>	<u>173,125,381</u>
	<u>19,790,657</u>	<u>199,148,655</u>

2022

38.

2022	12	31	2021	12	31
		4,814,680			5,686,617
		403,048,120			492,333,859

2022

41.

2021

582,397,128

18,555,415

(81,455,903)

2022

43.

2021

-	(A)	2,075,247,405	-	-	-	-	-	2,075,247,405
-	(H)	<u>1,387,482,000</u>	<u>-</u>	<u>-</u>	<u>-</u>	<u>-</u>	<u>-</u>	<u>1,387,482,000</u>
		3,462,729,405	-	-	-	-	-	3,462,729,405

2022

45.

2022

2022 1 1

2022 12 31

2022

45.

2021

4,386,665,513	-	(45,801)	4,386,880,838	(169,524)
(32,426,635)	-	-	(32,426,635)	-
<u>(15,018,716)</u>	<u>-</u>	<u>-</u>	<u>(8,035,734)</u>	<u>(6,982,982)</u>
<u>4,339,220,162</u>	<u>-</u>	<u>(45,801)</u>	<u>4,346,418,469</u>	<u>(7,152,506)</u>

46.

2022

2022

2022

49.

<u>2022</u>		<u>2021</u>
478,328,390,336	464,343,800,394	441,192,286,276

2022

50.

	2022	2021
	660,142,884	613,858,438
	394,100,796	240,652,271
	338,042,419	143,546,564
	<u>152,910,067</u>	<u>155,174,703</u>

2022

52.

	2022	2021
	1,129,031,717	1,087,183,547

2022

54.

	2022	2021
	1,137,087,668	1,373,628,419
	117,066,312	31,024,899
	695,257,033	596,063,699
	(1,120,467,752)	(814,715,093)

2022

2022

56.	/			
2	/			
			2022	2021
1.		/	(12,436,807)	13,290,497
2.			201,910,211	231,456,132
			12,880,123	41,185,945
			27,570,896	8,903,234
			751,672	-
			63,128,391	18,290,772
3.			(12,344,587)	(9,177,093)
4.			26,542,357	22,102,720
5.			85,613,529	6,323,063
6.			150,876,450	43,111,779
	T+D	/	1,194,623,578	(2,159,566,623)
		/	(551,960,574)	156,909,177
7.			(185,014,312)	(142,558,509)
			(30,335,515)	(15,272,409)
8.				

2022

57.

	2022	2021
	(24, 575, 830)	(91, 403, 610)
	10, 210, 116	(879, 340)
	(193, 923, 925)	(336, 033, 126)
	<u>(588, 316, 433)</u>	<u>218, 726, 880</u>
	<u>(796, 606, 072)</u>	<u>(209, 589, 196)</u>

1.

/

	2022	2021
	10, 210, 116	(879, 340)

2.

.081T1E00 MC /Artif

2022

60.

2022	2021
1,642,837	3,882,401
40,057,201	30,006,025
<u>47,545,167</u>	<u>32,658,269</u>
<u><u>89,245,205</u></u>	<u><u>66,546,695</u></u>

61.

2022	2021
70,178,113	-
7,831,739	163,178
6,224,745	5,210,990
1,761,485	6,622,244
132,317,478	157,697,358
<u>25,268,818</u>	<u>25,287,478</u>
<u><u>243,582,378</u></u>	<u><u>194,981,248</u></u>

2022

62.

2022	2021
458,010,522,122	418,777,540,694
(864,191,866)	(2,303,344,906)
5,497,665,068	5,332,411,790
2,724,778,907	2,760,904,049
23,080,052	

2022

63.

	2022	2021
	7,491,838,634	7,301,376,933
15%	1,123,775,792	1,095,206,540
	64,090,442	76,053,977
	(7,006,534)	15,779,177
	(15,320,044)	13,006,603
	(43,870,749)	(12,741,271)
	27,488,547	31,982,767
	(30,230,507)	(32,100,019)
	391,385,305	303,814,533
	<u>(107,307,807)</u>	<u>(103,553,589)</u>
	<u>1,403,004,445</u>	<u>1,387,448,718</u>

64.

2022	2021
/	/
<u>1.73</u>	<u>1.63</u>
<u> </u>	<u> </u>

2022

64.

2022

2021

2022

65.

	2022	2021
	2, 137, 944, 220	1, 537, 919, 008
	895, 853, 247	-
	920, 195, 511	994, 642, 256
	956, 579, 765	3, 049, 364, 510
	41, 086, 787	37, 283, 890
	21, 219, 453	36, 268, 725
	-	16, 312, 426
	<u>4, 972, 878, 983</u>	<u>5, 671, 790, 815</u>
	3, 000, 000, 000	1, 500, 000, 000
	265, 219, 833	116, 426, 309
	<u>10, 105, 177, 229</u>	<u>8, 051, 600, 433</u>
	<u>13, 370, 397, 062</u>	<u>9, 668, 026, 742</u>
	17, 561, 964, 944	9, 849, 258, 484
	6, 964, 111, 615	5, 822, 962, 051
	-	-

2022

65.

(1)

	2022	2021
	6,088,834,189	5,913,928,215
	905,516,956	1,424,898,041
	284,586,395	480,018,755
	2,174,276,815	2,182,842,726
	367,913,006	392,867,726
	124,065,729	117,634,636
	6,720,460	115,510,732
	182,589,086	185,193,597
	796,606,072	209,589,196
	1,740,394,197	2,023,470,199
	(360,354,437)	(201,023,625)
	(78,550,155)	(81,455,903)
/	9,332,193	(221,631,199)
	(9,772,934)	(57,808,353)
	(1,456,863,686)	(5,015,080,263)
	(1,444,239,238)	(5,044,275,365)
	<u>1,310,265,474</u>	<u>6,606,955,231</u>
	<u>10,641,320,122</u>	<u>9,031,634,346</u>

2022

2021

2022

2022

66.

	2022 12 31	2021 12 31	
(1)	17,718,940,206	13,535,689,195	1
(2)			

2022

67.

2022 12 31			2021 12 31		
1,201,928,578	6.9646	8,370,951,774	1,275,643,046	6.3757	8,133,117,369
766,245,606	0.8933	684,487,200	429,001,978	0.8176	350,752,017
69,131,471	7.5432	521,472,512	64	6.9531	445
119,351,345	7.4229	885,933,099	80,605	7.2197	581,943
20,019,713	0.3723	7,453,339	14,099,082	0.4822	6,7()] T.

2022

68.

2016 12 6

" "

150,487,769

39,403,908

135,084,474

31,499,040 2021

2,201,940

2022

147,730

2022 12 31

A

2022

2.

2022 5 25

▪

2022

1.

2 2015 9

(" ")

2022

#

2022

1.

2022

1.

2022

2.

2022 12 31

91,586,060	239,363,206
<u>4,513,776,974</u>	<u>2,713,657,853</u>
<u>4,605,363,034</u>	<u>2,953,021,059</u>
9,614,912	15,473,187
<u>109,156,465</u>	<u>158,293</u>
<u>118,771,377</u>	<u>15,631,480</u>
<u>4,486,591,657</u>	<u>2,937,389,579</u>
1,794,636,663	734,347,396
-	-
<u>1,794,636,663</u>	<u>734,347,396</u>
17,771,833	-
431,588,048	138,950,192
<u>449,359,881</u>	<u>138,950,192</u>

2022

2.

2022	2021
112,691,342	152,315,757
(30,335,515)	(15,272,409)
<u>5,711,100</u>	<u>(6,504,171)</u>
<u>(24,624,415)</u>	<u>(21,776,580)</u>

2022	2021
2,464,718,022	2,608,188,180
(192,123,045)	917,450,077
<u>16,275,109</u>	<u>(9,986,043)</u>
<u>(175,847,936)</u>	<u>907,464,034</u>

2022

1.

2022 12 31

2022

1.

2022 12 31

-	-	35,671,201,431	35,671,201,431
1,461,804,519	-	-	1,461,804,519
-	-	3,904,758,748	3,904,758,748
-	-	9,920,495,341	9,920,495,341
-	-	2,776,736,612	2,776,736,612
-	-	7,262,575,843	7,262,575,843
38,353,000	-	6,408,658,801	6,447,011,801
-	-	6,256,716,059	6,256,716,059
-	-	3,500,000,000	3,500,000,000
-	-	19,790,657	19,790,657
-	-	1,186,441,399	1,186,441,399
-	-	31,267,076	31,267,076
<u>1,500,157,519</u>	<u>-</u>	<u>76,938,641,967</u>	<u>78,438,799,486</u>

2021 12 31

-	-	33,475,782,117	33,475,782,117
290,968,651	-	-	-

2022

4.

34

/

2022

4.

2022

4.

2021 12 31

12

34,830,979,328	-	-	-	34,830,979,328
201,623,607	-	-	-	201,623,607
-	-	-	4,958,727,680	4,958,727,680
2,535,148,368	-	-	-	2,535,148,368
72,180,000	-	489,313,319	-	561,493,319
2,971,740,939	241,561,129	345,436,052	-	3,558,738,120
2,515,236,580	-	-	-	2,515,236,580
<u>4,393,749,233</u>	<u>-</u>	<u>-</u>	<u>-</u>	<u>4,393,749,233</u>
<u>47,520,658,055</u>	<u>241,561,129</u>	<u>834,749,371</u>	<u>4,958,727,680</u>	<u>53,555,696,235</u>

2022

4.

2022 12 31

2022

4.

()

()

2022 12 31

	/()	/()	/()	/()
5%	258,582		(24,368)	234,214
5%	(258,582)		24,368	(234,214)
5%	32,972		(3,167)	29,805
5%	(32,972)		3,167	(29,805)

2021 12 31

4.

		T+D	T+D
		2022 12 31	2021 12 31
()	/()		
	5%	(450, 777)	(208, 477)
	(5%)	450, 777	208, 477
()	/()		
	5%	(163, 137)	(208, 248)
	(5%)	163, 137	208, 248
()	/()		
	5%	(27, 529)	(26, 916)
	(5%)	27, 529	26, 916

2022 12 31	
(2 15)
	(14)
()

2022

4.

	2022	2022 /	2021	2021 /
—A	2,067	2,645/1,833	2,648	2,681/2,261
—	19,781	24,966/14,687	23,398	31,085/22,745
—	19,496	22,213/18,248	21,223	21,796/17,298

)

2022 12 31

2022

4.

2021 12 31

—

1.

2022 12 31

	()	()	()	
	2,701,435,323	20,020,328	1,826,557,818	4,548,013,469
	2,701,435,323	20,020,328	1,826,557,818	4,548,013,469
	12,020,713	-	-	12,020,713
	2,689,414,610	20,020,328	1,826,557,818	4,535,992,756
	261,082,275	242,543,988	-	503,626,263
T+D	261,082,275	-	-	261,082,275
	-	242,543,988	-	242,543,988
	-	1,903,238,251	-	1,903,238,251
	18,438,896,280	-	59,929,996	18,498,826,276
	-	148,271,508	1,081,357,851	1,229,629,359
	-	148,271,508	1,081,357,851	1,229,629,359
	-	148,271,508	1,081,357,851	1,229,629,359
	7,495,770,557	-	-	7,495,770,557
	<u>28,897,184,435</u>	<u>2,314,074,075</u>	<u>2,967,845,665</u>	<u>34,179,104,175</u>
	()	()	()	
	780,788,527	681,015,992	-	1,461,804,519
T+D	780,788,527	-	-	780,788,527
	-	45,832,723	-	45,832,723
	-	321,341,427	-	321,341,427
	-	313,841,842	-	313,841,842
	-	-	38,353,000	38,353,000
	-	-	38,353,000	38,353,000
	<u>780,788,527</u>	<u>681,015,992</u>	<u>38,353,000</u>	<u>1,500,157,519</u>

2022

1.

2021 12 31

2022

2.

2022 12 31

242,543,988

20,020,328

1,903,238,251

148,271,508

45,832,723

321,341,427

313,841,842

2022

2.

2021 12 31

78,135,052

3,865,265

2,535,148,368

260,748,990

12,719,991

32,743,262

11,441,879

2022

3.

2021 12 31

908,472,604

187,335,407

123,361,900

45,321,720

/

2022

4.

2022

2022

5.

1.

()

672,964

43.72%

43.72%

2022 12 31

2022

2.

1

3.

2

4.

2022 10 8
"

2022 12 27

90%

"

2022

5.

(1)

	2022	2021
	861,134,919	734,602,553
	869,717,901	931,795,832
	131,197,143	131,030,520
	87,104,486	13,605,509
	63,954,259	64,717,675
	45,642,248	

5.

(1)

	2022	2021
	203,710,103	158,952,674
	37,230,957	33,674,381
	44,878,099	29,824,376
	5,144,368	15,196,879
	9,575,733	11,622,865
	187,977	140,657
	9,709,460	1,081,873
	2,975,452	557,381
	38,305	183,036
	-	1,113,928
	-	5,168,491
	<u>313,450,454</u>	<u>257,516,541</u>
	2022	2021
	-	120,809,722
	<u>-</u>	<u>120,809,722</u>
	2022	2021
	46,155,972	105,550,986
	1,367,995,594	1,717,944,942
	4,800,000	-
	285,462	-
	<u>1,419,237,028</u>	<u>1,823,495,928</u>

2022

5.

(1)

	2022	2021
()	2,962,250,000	1,937,000,000
()	88,098,231	68,568,256

5.

(1)

	2022	2021
()	196,971,013	196,971,013
	86,876,931	117,817,262
	75,003,333	173,461,109
	111,591,641	76,764,465

2022

5.

(2) /

	2022	2021
	2,836,401,764	-
	146,849,075	-
	51,200,000	22,967,340
	573,578	137,286,980
	4,729,202	20,927,624
	3,595,655	905,017
	704,875	618,789
	8,007,370	-
	582	-
	14,816,516	-
	101,884,855	79,964,078
	425,669,716	-
	189,259,599	-
	44,365,648	-
	51,200,000	5,000,000
	<u>3,879,258,435</u>	<u>267,669,828</u>

(3)

	2022	2021
	10,174,038,438	2,822,033,668
	973,202,638	-
	1,807,168,681	814,075,981
	7,498,004,227	4,726,603,394
	2,652,223,323	-
	94,398,155	-
	68,158,077	36,494,191
	<u>23,267,193,539</u>	<u>8,399,207,234</u>

2022

5.

(3)

25 33 34 35

(4)

2022	2021
<u>16,742,500</u>	<u>15,303,700</u>

6.

2022 12 31	2021 12 31
<u>109,107,267</u>	<u>18,601,641</u>

2022 12 31	2021 12 31
586,423,185	560,255,960
-	10,685,137
28,168	-
<u>344,102</u>	<u>-</u>
<u>586,795,455</u>	<u>570,941,097</u>

2022 12 31	2021 12 31
463,064	4,777,998
<u>600,159</u>	<u>-</u>
<u>1,063,223</u>	<u>4,777,998</u>

2022

6.

2022 12 31

2021 12 31

2022

6.

2022 12 31	2021 12 31
8,564,698	3,093,756
<u>589,378</u>	<u>6,042,387</u>
<u>9,154,076</u>	<u>9,136,143</u>

	2022 12 31	2021 12 31
()	253,684,363	884,830,958
	88,270,955	228,945,028
	97,754,827	-
	50,133,182	-
	<u>24,166,649</u>	<u>-</u>
	<u>514,009,976</u>	<u>1,113,775,986</u>

32

2022 12 31	2021 12 31
4,908,743,457	3,154,217,737
1,491,908,085	2,194,499,673
8,007,259	-

()

6.

		2022 12 31		2021 12 31
	()	<u>4,814,680</u>		<u>5,686,617</u>
				38
		2022 12 31		2021 12 31
	()	<u>31,267,076</u>		<u>103,684,433</u>
				1
	42			
				i)
	((34)	12)	ii)
iii)	(25)	((42)
iv)			33	35) 38)

2022

1.

1

2.

2019				("
")		2011	2015	
()		("	")	
1,081,872,419				

2022

1.

2

1
2

2022

1.

	2022		2021	
	251,802,920,921	243,929,795,911	221,113,209,617	210,798,499,063
	108,259,138,036	107,399,489,885	102,444,247,169	101,246,248,974
	35,532,927,226	34,635,564,289	28,242,117,400	27,457,035,988
	6,119,072,942	5,741,594,330	6,441,992,374	5,932,015,264
	16,669,893,563	16,181,635,417	14,015,436,238	13,623,188,484
(3,553,977,719	1,482,469,001	3,375,199,300	1,440,072,459
	50,045,042,922	49,278,370,700	59,193,201,085	57,689,995,639
	6,345,417,007	5,694,880,861	6,366,883,093	

2022

1.

2022 12 31 2021 12 31 ,
10%

1.

2022 12 31	2021 12 31
<u>2,138,086,086</u>	<u>328,000,000</u>

2.

	2022 12 31	2021 12 31
1	326,901,680	3,089,365,057
1 2	2,697,998,908	47,518,112
2 3	-	352,547,876
3	<u>1,158,485,749</u>	<u>1,114,930,122</u>
	<u>4,183,386,337</u>	<u>4,604,361,167</u>
	<u>3,678,977,100</u>	<u>1,993,250,338</u>
	<u>504,409,237</u>	<u>2,611,110,829</u>

2022

2.

2022	<u>1,993,250,338</u>	<u>1,882,017,586</u>	<u>(136,994)</u>	<u>(196,153,830)</u>	<u>3,678,977,100</u>
2021	<u>937,036,154</u>	<u>1,066,250,538</u>	<u>(21,460)</u>	<u>(10,014,894)</u>	<u>1,993,250,338</u>

<u>2022 12 31</u>				
4,152,061,389	99.25%	3,651,621,103	99.26%	500,440,286
<u>31,324,948</u>	<u>0.75%</u>	<u>27,355,997</u>	<u>0.74%</u>	<u>3,968,951</u>
<u>4,183,386,337</u>	<u>100.00%</u>	<u>3,678,977,100</u>	<u>100.00%</u>	<u>504,409,237</u>

<u>2021 12 31</u>				
4,559,720,319	99.03%	1,953,625,003	98.01%	2,606,095,316
<u>44,640,848</u>	<u>0.97%</u>	<u>39,625,335</u>	<u>1.99%</u>	<u>5,015,513</u>
<u>4,604,361,167</u>	<u>100.00%</u>	<u>1,993,250,338</u>	<u>100.00%</u>	<u>2,611,110,829</u>

2022

2.

2022 12 31

273,192,797	273,192,797	100.00%
243,461,744	215,938,140	88.69%

2022

3.

	<u>2022 12 31</u>		<u>2021 12 31</u>	
	<u>1,730,786,960</u>	-	<u>1,231,060,746</u>	-
2022 12 31		2021 12 31		

4.

	2022 12 31	2021 12 31
	754,030,396	507,036,296
	674,805,146	859,609,524
	62,296,670	460,847,172
	<u>208,190,885</u>	<u>144,615,898</u>
	1,699,323,097	1,972,108,890
	<u>583,075,428</u>	<u>1,097,068,307</u>
	<u>1,116,247,669</u>	<u>875,040,583</u>
	2022 12 31	2021 12 31
1	1,037,319,863	602,804,719
1 2	-	1,251,358,776
2 3	544,395,700	452
3	<u>117,607,534</u>	<u>117,944,943</u>
	1,699,323,097	1,972,108,890
	<u>583,075,428</u>	<u>1,097,068,307</u>
	<u>1,116,247,669</u>	<u>875,040,583</u>

2022

4.

12

2022 12 31

12

-	-	-	1,097,068,307	1,097,068,307
-	-	-	22,840,214	22,840,214
-	-	-	(41,452,929)	(41,452,929)
-	-	-	<u>(495,380,164)</u>	<u>(495,380,164)</u>
-	-	-	<u>583,075,428</u>	<u>583,075,428</u>

2021 12 31

12

- - -

2022

4.

2021

1	507,036,296	25.70%	1	-
2()	444,820,941	22.56%		

2022

5.

1

2022 12 31

2022

5.

2

2022

/()

<u>36,788,017</u>	<u>-</u>	<u>7,113,728</u>	<u>-</u>	<u>(15,000,000)</u>	<u>28,901,745</u>	<u>-</u>
-------------------	----------	------------------	----------	---------------------	-------------------	----------

3

2022

/()

1,614,892,711	-	7,108,733	172,635,219	-	1,794,636,663	-
687,076,872	12,532,976	-	34,737,548	-	734,347,396	-
877,845,681	(7,481,698)	47,224,444	(15,607)	(4,736,842)	912,835,978	-
1,563,068	(1,563,068)	-	-	-	-	-
13,628,483	-	1,451,079	-	-	-	-

2022

7.	/		
(1)	/()		
		2022	2021
		258,176,730	83,438,228
		28,954,795	11,410,958
		102,863,889	79,124,028
	/	428,909,453	(358,510,447)
		58,942,974	(49,791,227)
		<u>22,160,436</u>	<u>-</u>
		<u>900,008,277</u>	<u>(234,328,460)</u>
(2)	/()		
		2022	2021
1.		258,176,730	83,438,228
2.		28,954,795	11,410,958
3.		102,863,889	79,124,028
4.		147,206,661	51,785,712
	/()	325,047,352	(410,296,159)
		(43,344,560)	-
5.		51,829,246	(65,823,936)
	/	7,113,728	16,032,709
6.		17,100,000	-
		<u>5,060,436</u>	<u>-</u>
		<u>900,008,277</u>	<u>(234,328,460)</u>

2022

7.

(3)

2022

2022

1.

	2022	2021
/	58,022,750	(117,634,636)
(
)	294,680,838	158,982,823
/		
()	161,795,843	(1,970,504,423)
	174,857,236	200,121,859
	(53,193,618)	29,262,806
	(67,372,770)	95,185,568
	<u>8,135,282</u>	<u>145,702,292</u>
	<u>576,925,561</u>	<u>(1,458,883,711)</u>

2.

2022	2021	2022	2021	2022	2021
8.36%	8.69%	1.73	1.63		
<u>7.56%</u>	<u>10.94%</u>	<u>1.56</u>	<u>2.05</u>		

2022

3.

	2022	2021
	5,993,964,274	5,635,567,528
	7,512,046	

1
2

0791-82710117



安永华明会计师事务所(特殊普通合伙) 中国注册会计师: 杨二磊

安永华明会计师事务所(特殊普通合伙) 中国注册会计师: 杨二磊

安永华明会计师事务所(特殊普通合伙) 中国注册会计师: 杨二磊

江西铜业股份有限公司

内部控制审计报告

2022年12月31日





2023 60654279_B01

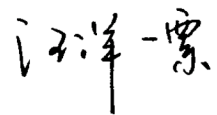
2022 12 31



2023

60654279_B01

2022 12 31



600362

4.

5.

6.

().

1.

2.

	%
	95.08
	98.91

3.

4.

5.

6.

7.

().

2022

2022

1.

2.



10%

3.



1.

20

2.

1.3.

1.4. V

1.5.

2.

2.1.

©

2022

11

4

6

1

2022 10 18

2022 10 18

CEO

ESG

				ESG
				/

2022

13

3

2

1

1

1 2022 3 21 " 2021

" 2021

2021 12 31

14.10

2 2022 12 30

2

1 2022 3 21 2021

1

2

3 2021

2 2022 12 14 "

2022

2022

2022

2021

6

2021

2022 3 21

2021

8

1 2022 2 22 " "

2 2022 4 11 " " A 1.

A

" "

2.

A

4.

5.

6.

7.

3 2022 5 20

"

"

1.

2.

3.

4.

5.

6.

2022

2023 3 20

1 2022

2

3

5

¢