

香港交易及結算所有限公司及香港聯合交易所有限公司對本公告的內容概不負責，對其準確性或完整性亦不發表任何聲明，並明確表示，概不對因本公告全部或任何部分內容而產生或因倚賴該等內容而引致的任何損失承擔任何責任。



江西銅業股份有限公司
JIANGXI COPPER COMPANY LIMITED

(在中華人民共和國註冊成立的中外合資股份有限公司)

(股份代碼：0358)

海外監管公告

本公告乃根據香港聯合交易所有限公司證券上市規則第13.10B條而作出。

茲載列江西銅業股份有限公司(「本公司」)在中華人民共和國(「中國」)上海證券交易所網站(www.sse.com.cn)刊登之《江西銅業股份有限公司2022年半年度報告摘要》及《江西銅業股份有限公司2022年半年度報告》，僅供參閱。

特此公告。

江西銅業股份有限公司
董事會

中國江西省南昌市，二零二二年八月二十五日

於本公告日期，本公司執行董事為鄭高清先生、汪波先生、高建民先生、梁青先生、劉方雲先生及余彤先生；本公司獨立非執行董事為劉二飛先生、柳習科先生、朱星文先生及王豐先生。

2022

	68,667,896,233	69,798,852,884	-1.62
			(%)
	255,247,861,204	226,794,311,017	12.55
	3,466,559,258	3,043,066,457	13.92
	2,756,439,259	5,209,514,632	-47.09
	7,339,203,609	1,767,430,662	315.25

%

5.01

4.80

2.4

10

2.5

2.6

	58.04	51.68
EBITDA	6.38	6.32

600362

2022

	Jiangxi Copper Company Limited
	JCCL

		16	1
		979	27

()

	1 6		(%)
	255,247,861,204	226,794,311,017	12.55
	3,466,559,258	3,043,066,457	13.92
	2,756,439,259	5,209,514,632	-47.09
	7,339,203,609	1,767,430,662	315.25
			(%)
	68,667,896,233	69,798,852,884	-1.62
	183,963,437,266	161,034,644,301	14.24

()

	1 6		(%)
	1.00	0.88	13.92
	0.80	1.50	-47.09
%	5.01	4.80	0.21
%	3.98	8.22	4.24

()

	3,466,559,258	3,043,066,457	68,667,896,233	69,798,852,884
	129,353,016	109,972,142		
	3,595,912,274	3,153,038,599	68,667,896,233	69,798,852,884

(

2.				
	973,592,548	3,560,416,181	2,586,823,633	11,454,601
	2,832,879,447	11,235,780,195	8,402,900,748	81,405,635
3.	0	-282,506,400	-282,506,400	-3,632,206
4.	1,266,705,556	1,177,265,610	-89,439,946	-175,786,613
5.	19,260,619,266	16,170,228,659	-3,090,390,607	2,438,701
6.				

7.

3 100%

4

1

2

1

			LME LBMA
			TC/RC
			TC/RC

2

TC 80 /

6 -7



2022

"

"

2

	2,073,322,998	1,469,290,758	604,032,240
	132,953,628	125,392,075	7,561,553
	861,684,833	113,004,856	748,679,977
	94,823,606	-2,903,185,922	2,998,009,528

1.

		%		%	%	
	867,262,038	0.47	603,419,772	0.37	43.72	1
	3,764,103,465	2.05	2,862,627,924	1.78	31.49	2
	47,837,656,543	26.00	33,475,782,117	20.79	42.90	3
	112,180,357	0.06	199,148,655	0.12	-43.67	4
	14,796,196,376	8.04	4,019,992,568	2.50	268.07	5
	2,490,860,693	1.35	379,097,507	0.24	557.05	6
	288,188,945	0.16	201,623,607	0.13	42.93	7
	4,746,174,393	2.58	1,737,027,198	1.08	173.24	8
	553,403,460	0.30	290,968,651	0.18	90.19	9
	6,155,635,461	3.35	3,338,155,187	2.07	84.40	10
	2,500,000,000	1.36	1,500,000,000	0.93	66.67	11
	30,750,854	0.02	103,684,433	0.06	-70.34	12
	533,361,979	0.29	404,008,963	0.25	32.02	13

1	86,726	
26,384 (43.72%),		
2	376,410	90,148
(31.49%),		
3	4,783,766	1,436,187
(42.90%),		
4	11,218	8,697
(-43.67%),		
5	1,077,620	1,479,620
(268.07%),		
6	211,176	249,086
(557.05%),		
7	28,819	8,657
(42.93%),		
8	474,617	300,915
(173.24%),		
9	55,340	26,243
(90.19%),		
10	615,564	281,748
(84.40%),		
11	250,000	100,000
(66.67%),		
12	3,075	7,293
(-70.34%),		
13	53,336	12,935
(32.02%),		

2.

(1)

1,999,915

10.87%

(2)

3.

	18,958,417,621	
	8,262,069,284	8,262,069,284

	505,913,747	505,913,747	
	1,745,336,008		
		403,647,160	
		687,284,000	
	1,815,598,390	364,993,335	
		9,506,490	350,167,405
	152,929,194		

			%	
1			100	8,000.00

	2,535,148,368	3,117,927,310	582,778,942	0
	1,266,705,556	1,177,265,610	-89,439,946	-175,786,613
	19,260,619,266	16,170,228,659	-3,090,390,607	2,438,701
	0	-282,506,400	-282,506,400	-3,632,206
“-” “+”	88,128,856	1,937,457,233	1,849,328,377	1,811,748,882
	6,311,663,309	6,947,354,479	635,691,170	-811,572,248
	33,482,257,923	43,863,923,267	10,381,665,344	914,712,474

2022 6 30

			%				
		114,801	44.48	2,094,939	798,624	2,144,167	25,517
		260,000	100	3,747,123	395,084	31,516	19,853
		42,450	100	154,025	133,269	11,812	3,756
		18,639	98.89	97,242	41,123	146,373	1,006
		680	100	1,191	1,107	0	9
		226,000	100	77,776	-22,685	367	-2,042

--	--	--	--	--	--	--	--	--

		5,000	49	12,662	9,494	6,726	1,736	

2022 6 30

				(%)					
			2,820	50	9649	4580	5069	2524	833
Nesko Metal Sanayi ve Ticaret Anonim irketi			7,076	48	14790	3234	11556	3733	-1575
			300	51	1974	0	1974	0	95
			5665 50	40	442680	14713	427967	0	-322

28027..



			30,000	44.7	26571	694	25877	1296	-1554
--	--	--	--------	------	-------	-----	-------	------	-------

2

3

1

2

3

4

4

1

2

3

5

6
2022

()

--	--	--	--	--

2021

2022 6 17

www.sse.com.cn

2022-6

					2			
		480	171.45	17.95	GB25467			
		108.11	7.648	0.80				
					26132a2010			
		1.5	0.6	6.27				

					GB 31574-2015			
		2.5	0.00273	0.027695 mg/ m ³				
		0.0625	0.00000561	0.0000569mg/ m ³	GB 13271-2019			
		1	0.0000062	0.0000628mg/ m ³	2			
		1	0.0000584	0.000592mg/ m ³				
		1	0.006159	0.06244 mg/ m ³				
		/	0.2241	1.92 mg/ m ³				
	COD	160.627	126.65	26.17				
		27.15	2.29	0.65				

					%
	1	181	181	0	100%
	1	181	181	0	100%
	2	181	362	0	100%
	1	181	181	0	100%
	1	181	181	0	100%
	6	181	1,086	0	100%
	1	181	181	0	100%

6.

7.

--	--	--	--	--

()

1

2

10%

30%

3

3 2016 12 21

1. 2016 12 21

2.

3

3.

()

	www.sse.com.cn 2019-030 2019 6 13
59.05%	www.sse.com.cn 2019-031 2019 6 21

()

|

(
)

()

								75,000	
								226,720,000	
								56,170,000	
								23,250,000	
								45,000,000	

()

()

1

2

3

	0.53 ,	18.08
	, 0.37	

()

1

2

3

4

()

1

2

3

()

1

2

3

--	--	--	--	--

	290,000 " "
	,

()

1.

2

()

D	70%	0
	50% E	0
	C+D+E	0
		1
		2

2021 12 28

40%

160,000

2022 1 1 2023 12 31
 2022 1 1 2022 12 31

12

3

()

1

2

3

4

-104,000 1,073,420,014 31.00 0

	2,635,349		2,635,349

1
1,073,420,014 H 31.00%

2 308,457,000 H H

2.

1

2017

"

"

4

2

2

2021

20

3.

4.

5.

()

()

10%

()

			%	
	1.36	1.39	-2.16	
	0.94	0.84	11.90	
%	58.04	51.68		

江西铜业股份有限公司

未审财务报表

2022年1-6月

江西铜业股份有限公司



资产 附注五


流动资产

货币资金	1	44,061,081,652	34,830,979,328
交易性金融资产	2	14,796,196,376	4,019,992,568
衍生金融资产	3	2,490,860,693	379,097,507
应收票据	4	288,188,345	284,188,345

[The following table content is heavily obscured by black bars and is therefore illegible.]

后附财务报表附注为本财务报表的组成部分

江西
合并
2022



业股份有限公司

(续)

30

和股东权益	附注五	2022年12月31日	2021年12月31日
流动负债			
短期借款	24	47,837,656,543	33,475,782,117
交易性金融负债	25	282,506,400	
衍生金融负债	26	553,403,460	290,968,651
应付票据	27	6,155,635,461	3,338,155,187
应付账款	28	9,042,416,640	7,829,771,715
合同负债	29	2,652,085,282	2,192,493,955
应付职工薪酬	30	1,656,316,865	1,704,385,876

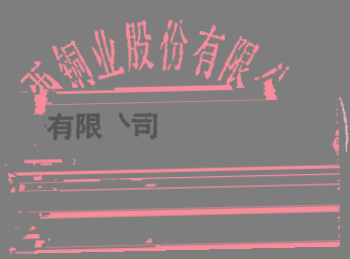
后附财务报表附注为本财务报表的组成部分

附注五

2022年6月30日

2021年12月31日

江西铜业股份有限公司
合并利润表
2022年1-6月



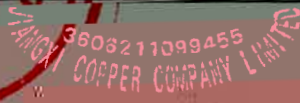
	附注五	2022年1-6月	2021年1-6月
营业收入	49	255,247,861,204	226,794,311,017
减：营业成本	49	251,512,751,761	223,613,155,353
营业毛利		3,735,109,443	3,181,155,664
减：税金及附加		1,000,000,000	1,000,000,000
销售费用		1,000,000,000	1,000,000,000
管理费用		1,000,000,000	1,000,000,000
研发费用		1,000,000,000	1,000,000,000
财务费用		1,000,000,000	1,000,000,000
资产减值损失		1,000,000,000	1,000,000,000
公允价值变动损益		1,000,000,000	1,000,000,000
投资收益		1,000,000,000	1,000,000,000
营业利润		3,735,109,443	3,181,155,664
加：营业外收入		1,000,000,000	1,000,000,000
减：营业外支出		1,000,000,000	1,000,000,000
利润总额		3,735,109,443	3,181,155,664
减：所得税费用		1,000,000,000	1,000,000,000
净利润		2,735,109,443	2,181,155,664

后附财务报表附注为本财务报表的组成部分

江西铜业股份有限公司
合并现金流量表（续）

2022年1-6月

人民币 元



2021年1-6月

2021年1-6月

2021年1-6月

三、筹资活动产生的现金流量

取得借款收到的现金

	2022年1-6月	2021年1-6月
取得借款收到的现金		
发行债券收到的现金		
收到其他与筹资活动有关的现金		
筹资活动现金流入小计		
偿还债务支付的现金		
发行债券支付的现金		
支付其他与筹资活动有关的现金		
筹资活动现金流出小计		
筹资活动产生的现金流量净额		

收到的现金
取得借款收到的现金

175,000,000
50,400,000,000

后附财务报表附注为本财务报表的组成部分

江西铜业股份有限公司
 公司资产负债表
 2022年6月30日

人民币元

资产	附注十四	2022年6月30日	2021年12月31日
流动资产			
货币资金		18,158,186,479	12,744,936,813
其中：存放中央银行款项		17,141,789,052	13,389,349,532
交易性金融资产		500,000,000	224,496,147
衍生金融资产		781,839,799	3,845,286
应收票据	1	1,918,009,940	338,600,000
应收账款	2	2,740,019,170	2,611,110,829
应收款项融资	3	387,304,883	231,745,936
预付款项		421,016,830	135,946,122
其他应收款	4	1,712,024,881	875,040,583
存货		13,154,405,577	13,094,027,152
其他流动资产		67,880,000	71,274,944
流动资产合计		39,837,849,455	32,307,414,677
非流动资产			
长期股权投资	5	30,174,887,712	29,725,482,838
其他非流动金融资产		2,387,533,795	2,514,190,145
投资性房地产		307,261,107	167,549,286

后附财务报表附注为本财务报表的组成部分

江西铜业股份有限公司
 资产负债表（续）
 2022年6月30日



附注十四 2022年6月30日 2021年12月31日

	2022年6月30日	2021年12月31日
流动负债		
短期借款	6,681,361,729	3,103,066,026
衍生金融负债	163,791,219	25,012,727
应付票据	157,615,300	45,560,000
应付账款	2,960,438,931	2,120,938,612
合同负债	627,251,800	321,048,058
应付职工薪酬	1,161,464,661	1,075,769,114
应交税费	2,101,979,155	1,928,868,073
其他应付款	4,600,762,921	3,260,759,410

后附财务报表附注十五至附注十七的相关内容

江西铜业股份有限公司
 所有者权益变动表

— 5 —

人民币元

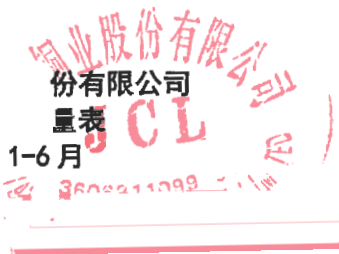
	其他	综合收益	专项储备	盈余公积	未分配利润	净利润	所有者权益合计
2017年12月31日	(177,334)	58,127	244,235,755	15,495,359,124	26,107,344,793	69,012	79,271
2017年1月1日	-	-	-	-	3,107,344,793	7,576	62,369
2016年度	-	-	-	-	(1,107,344,793)	(4,702)	(4,702)
2015年度	-	-	177,679,115	-	-	-	9,115
2014年度	-	-	(75,295,932)	-	-	-	(5,932)
2013年12月31日	(70,334)	3,334	346,618,938	15,495,359,124	28,107,344,793	1,886	80,121

财务报表附注为本财务报表的组成部分

人民币元

资产负债表

江西
公司
2022



民 一


附注十四 2022年1-6月 2021年1-6月

一、 经营活动产生的现金流量：

销售商品、提供劳务收到的现金	63,599,482,317	59,068,244,165
收到其他与经营活动有关的现金	280,562,647	59,070,308
经营活动现金流入小计	63,880,044,964	59,127,314,473
购买商品、接受劳务支付的现金	57,017,658,810	51,846,118,760
支付给职工以及为职工支付的现金	1,629,871,875	1,624,561,176
支付的各项税费	2,055,253,149	1,239,459,518
支付其他与经营活动有关的现金	448,140,278	228,921,665
经营活动现金流出小计	61,150,924,112	54,939,061,119
经营活动产生的现金流量净额	2,729,120,852	4,188,253,354

二、 投资活动产生的现金流量：

收回投资收到的现金 11,580,010



江西铜业股份有限公司
公司现金流量表（续）

2022年1-6月

人民币元

	附注十四	2022年1-6月	2021年1-6月
取得借款收到的现金		19,883,574,892	6,236,472,571
筹资活动现金流入小计		19,883,574,892	6,236,472,571
偿还债务支付的现金		15,761,109,889	5,003,546,819
分配股利、利润或偿付利息支付的现 金		2,129,752,515	1,219,991,174
筹资活动现金流出小计		17,890,862,404	6,223,537,993

后附财务报表附注为本财务报表的组成部分

4.

2022 1-6 2022

8.

"

"

9.

9.

) (

1
2

" "

(b)

(a)

9.

)

(

9.

) () () ()

9.

12

4

0

10.

11.

) (

()

12.

)

(

13.

14.

16.

1

2

3

17.

18.

18.

25-50
20
10-50
5-20
18

20.

21.

22.

23.

- 1
- 2
- 3

24.

24.

_____ / _____

)

26.

27.

27.

1

2

1

2

28.

17

22

12

35,000

24

9

29.

2022 1-6

3.04910 g[()]0.004MCID 8>BDC q.000

30.

33.

—

2022 6 30
44.48%

—

" "

50%

(1)
(2)

3%

2022 6 30 (3)

—

33.

33.

12

()

33.

10

()

33.

22

(1)

(2)

(3)

(4)

(5)

-

-

2022 1-6

33.

34.

15

2022 1 1

" " "

" "

2021

15

1.

- 3% 5% 6% 10% 11% 13%
()

- 1% 5% 7%

- (" ")
25%
2

- 2020 9 1 " "
2%-10% 2%-
6% 1%-9% 2%-
10%

2.

[2017]10 2017 11 17
2020 9

GR202036000206 3 (2020 2022)
15% 2022

15%(2021 15%)

2.

[2019]3
(" ") 2019 9 - (" ")
2019 9 16
2019 2021) 15% 3 (2022 6
30
2022
15% 2021 15%)
[2017]10 2017 10 26
2020 9 (" ")
GR202036000204

2.

() (" ") 2017 8

2020 12

1.

6 30

27,278,737,318
13,535,689,195

4
14,830,979,328

18
13,535,689,195

1.

-	2022 6 30			"
"			1,075,631,102	2021 12 31
	874,097,783			
-	2022 6 30			82,135,107
	2021 12 31	77,131,582		
-	2022 6 30			
165,902,620	2021 12 31		118,840,905	
	2022 30			
1,772,948,364	2021 12 31		1,649,067,782	

2022 1-6

2.

2022 6 30

2021 12 31

3.

		2022 6 30	2021 12 31
	(1)		
T+D		202,599,870	29,880,118
		713,113,442	-
	(2)		
T+D		1,536,689,935	267,217,072
		16,741,256	78,135,052
		<u>21,716,190</u>	<u>3,865,265</u>
		<u>2,490,860,693</u>	<u>379,097,507</u>

1

-

T+D

T+D

1

3.

	T+D	T+D

2022 6 30				
713,113,442	2021 12 31		11,441,879	
T+D		202,599,870	2021 12 31	
29,880,118				

2

T+D

T+D

56 57

5.

2022 6 30				
7,653,034,353	68.50%	5,837,235,575	96.73%	1,815,798,778
<u>3,519,418,247</u>	<u>31.50%</u>	<u>194,424,719</u>	<u>3.27%</u>	<u>3,324,993,528</u>
<u><u>11,172,452,600</u></u>	<u><u>100.00%</u></u>	<u><u>6,031,660,294</u></u>	<u><u>100.00%</u></u>	<u><u>5,140,792,306</u></u>
2021 12 31				

2022 1-6

5.

2022 6 30

1	971,374,337	705,526,937	72.63%
2	822,236,354	819,236,354	99.64%
3	707,494,131	530,551,211	74.99%
4	621,834,779	621,834,779	100.00%
5	<u>385,317,253</u>	<u>385,317,253</u>	100.00%
	<u>3,508,256,854</u>	<u>3,062,466,534</u>	87.29%

2021 12 31

1	971,374,337	687,295,997	70.76%
2	822,236,354	819,236,354	99.64%
3	707,494,131	530,551,211	74.99%
4	621,834,779	621,834,779	100.00%
5	<u>385,317,253</u>	<u>317,070,107</u>	82.29%
	<u>3,508,256,854</u>	<u>2,975,988,448</u>	84.83%

2022 6 30

2021 12 31

1

2022 1-6

5.

	/	/	/	/	/
2022 1-6	<u>6,014,698,919</u>	<u>99,896,433</u>	<u>(82,205,562)</u>	<u>(729,496)</u>	<u>6,031,660,294</u>
2021	<u>5,955,359,433</u>	<u>175,370,163</u>	<u>(27,553,692)</u>	<u>(88,476,985)</u>	<u>6,014,698,919</u>

2022 6 30 2021 12 31

6.

2022 6 30	2021 12 31
<u>3,117,927,310</u>	<u>2,535,148,368</u>

2022 6 30	2021 12 31
<u>26,991,058,604</u>	<u>-</u>
<u>-</u>	<u>23,304,208,056</u>
<u>-</u>	<u>-</u>

2022 6 30

2022 1-6

7.

2022 6 30

		:	:			
	<u>1,591,288,367</u>	<u>100.00%</u>	<u>1,195,905,046</u>	<u>395,383,321</u>	<u>893,333</u>	<u>394,489,988</u>

2021 12 31

		:	:			
	<u>1,758,291,698</u>	<u>100.00%</u>	<u>1,195,905,046</u>	<u>562,386,652</u>	<u>893,333</u>	<u>561,493,319</u>

3.25%

11.00%(2021 4.12% 11.00%)

2022 6 30

139,823,482 (2021 12

31 139,823,482)

2022 6 30 2021 12 31

	2022 6 30	2021 12 31
	39,061,389	72,180,000
1	1,000,000	-
1 2	-	14,074,715
2	<u>1,550,333,645</u>	<u>1,671,143,650</u>
	1,590,395,034	1,757,398,365
□	1,195,905,046	

58 1T3 VEYB580FN1VP (ESC2 VEYB58F58 1T3%VEYB55b08Y6,N2 VPVCESC4gVPC L5B55b08F58 1T3yVEYB5VPVC5B VPVCESC8) dFN7b
7.

12

2022 1-6

8.

	<u>2022 6 30</u>		<u>2021 12 31</u>	
1	4,719,347,963	99.43%	1,708,944,139	98.38%
1 2	24,162,277	0.51%	24,795,612	1.43%
2 3	1,420,119	0.03%	1,782,698	0.10%
3	<u>1,244,034</u>	<u>0.03%</u>	<u>1,504,749</u>	<u>0.09%</u>
	<u>4,746,174,393</u>	<u>100.00%</u>	<u>1,737,027,198</u>	<u>100.00%</u>

2022 6 30

871,701,144 18.37%

2022 6 30 2021 12 31

2022 1-6

9.

2022 6 30

2022 1-6

9.

12

2022 1-6

12

-	-	20,596,552	1,367,219,148	1,387,815,700
-	-			

2022 1-6

9.

2022 6 30

2022 1-6

10.

2022 6 30			2021 12 31		
13,148,367,919	675,886,940	12,472,480,979	14,197,716,094	324,333,387	13,873,382,707
12,880,996,207	605,100,030	12,275,896,177	13,380,187,555	20,552,105	13,359,635,450
<u>12,528,013,783</u>	<u>923,384,618</u>	<u>11,604,629,165</u>	<u>9,951,018,581</u>	<u>207,239,025</u>	<u>9,743,779,556</u>
<u>38,557,377,909</u>	<u>2,204,371,588</u>	<u>36,353,006,321</u>	<u>37,528,922,230</u>	<u>552,124,517</u>	<u>36,976,797,713</u>
2022 6 30		403,647,160	2021 12 31		
31,928,014			24		
2022 6 30		687,284,000	2021 12 31		
		2022 6 30			
2022 6 30		364,993,335	2021 12 31		
214,316,640					
2022 6 30					
9,506,490	2021 12 31	9,506,490			
2022 6 30				350,167,405	
2021 12 31					
2022 6 30					
6,947,354,479	2021 12 31	6,311,663,309			
T+D		1,697,539,065	2021 12		
31	362,435,617				
5,249,815,414	2021 12 31	5,949,227,692			

2022 1-6

324,333,387	546,282,082	-	(194,728,529)	675,886,940
20,552,105	603,054,662	-	(18,506,737)	605,100,030
<u>207,239,025</u>	<u>848,444,191</u>	<u>(2,909,662)</u>	<u>(129,388,936)</u>	<u>923,384,618</u>
<u>552,124,517</u>	<u>1,997,780,935</u>	<u>(2,909,662)</u>	<u>(342,624,202)</u>	<u>2,204,371,588</u>

2022 1-6

11.

2022 6 30

2022 1-6

12.

2022 1-6

2022 1-6

13.

2022 1-6

First Quantum Minerals Ltd.				
"	"	7,903,975,089	16,124,949,279	-
		21,000,000	30,470,882	-
		6,000,000	6,000,000	-
		3,000,000	1,136,060	-
		1,000,000	896,466	-
		1,000,000	-	-
		7,408,800	1,424,952	-
		2,097,755		

2022 1-6

14.

2022 1-6

847,539,124	642,604,056	-	13,333,333
514,670,000	439,000,000	-	-
<u>398,080,000</u>	<u>95,661,554</u>	<u>-</u>	<u>7,000,000</u>
<u>1,760,289,124</u>	<u>1,177,265,610</u>	<u>-</u>	<u>20,333,333</u>

2021

740,859,124	560,406,566	-	15,102,720
514,670,000	445,550,000	-	-
398,080,000	260,748,990	-	7,000,000

15.

2022 1-6

15.

2021 12 31

574, 118, 683	574, 118, 683
155, 671, 441	155, 671, 441
<u>(10, 875, 218)</u>	<u>(10, 875, 218)</u>
<u>718, 914, 906</u>	<u>718, 914, 906</u>

2022 1-6

16.

2022 6 30

21,394,785,998 21,343,780,853 1,503,483,764 590,170,150

2022 1-6

16.

2021 12 31

2022 1-6

16.

2022 6 30 2021 12 31

2022 6 30

416,062,710

2022 6 30

17.

2021

		3,271,000,000	420,521,126	-	23,994,368	-	-	444,515,494	14%
18		1,885,300,000	22,731,494	-	170,039,894	-	-	192,771,388	10%
		828,841,000	58,082,600	-	104,392,529	-	-	162,475,129	20%
		2,118,450,000	52,779,161	-	67,119,240	(72,221)	-	119,826,180	6%
		3,122,880,000	43,643,864	-	56,876,947	-	-	100,520,811	39%
		88,910,000	56,862,368	-	14,327,655	-	-	71,190,023	80%
		186,000,000	-	-	61,062,239	-	-	61,062,239	81%
		79,500,000	884,448	-	61,147,885	(1,400,032)	-	60,632,301	78%
		80,000,000	5,974,513	-	51,187,531	-	-	57,162,044	71%
10		250,000,000	165,636,970	-	29,746,661	(139,579,894)	-	55,803,737	78%
		84,750,000	40,677,158	-	20,302,609	(7,928,762)	-	53,051,005	63%
	-	69,000,000	51,932,132	-	457,626	-	-	52,389,758	76%
		60,000,000	58,247,215	-	-	(2,329,223)	-	55,917,992	86%
		70,000,000	24,856,607	-	22,348,986	-	-	47,205,593	67%
		500,000,000	707,547	-	44,920,527	-	-	45,628,074	27%
		155,661,000	37,009,549	-	1,271,385	(58,832)	-	38,222,102	25%
		1,207,000,000	35,475,025	-	1,039,612	-	-	36,514,637	3%
15000 /		831,800,000	267,644,784	-	328,856,283	(560,606,701)	-	35,894,366	4%
		258,524,000	72,154,750	-	14,322,425	(47,214,286)	(3,504,587)	35,758,302	

17.

2022 1-6

18.

2021 12 31

549,804,501	242,822	368,267,812	918,315,135
912,119	880,621	17,605,557	19,398,297
-	328,742	-	328,742
-			

19.

2022 6 30

4,296,321,803	206,210,927	193,524,055	4,573,237,133	202,516,416	9,471,810,334
34,928,953	-	8,384,281	97,437,900	379,578	141,130,712
7,485,965	-	-	-	256,288	7,742,253
(21,193,900)	-	-	-	(1,189,050)	(22,382,950)
-	(40,600)	-	-	(15,033,563)	(15,074,163)
<u>4,317,542,821</u>	<u>206,170,327</u>	<u>201,908,336</u>	<u>4,670,675,033</u>	<u>186,929,669</u>	<u>9,583,226,186</u>
456,030,301	54,043,832	34,287,648	803,215,954	115,265,438	1,462,843,173
67,554,314	1,178,322	5,238,146	96,841,633	16,288,761	187,101,176

19.

2022 1-6

20.

2022 6 30

2022 1-6

21.

2022 1-6

1,295,673,661	-	-	1,295,673,661
---------------	---	---	---------------

22. /

<u>2022 6 30</u>		<u>2021 12 31</u>	
<u>328,329,245</u>	<u>833,348,200</u>	<u>139,370,453</u>	<u>707,391,624</u>
<u>328,329,245</u>	<u>361,806,996</u>	<u>139,370,453</u>	<u>340,067,863</u>

23.

	2022 6 30	2021 12 31
()	4,180,232,921	4,252,629,233
	797,126,515	368,105,657
	578,571,100	598,742,041
	130,000,000	130,000,000
	528,900,000	144,000,000
	<u>61,631,995</u>	<u>82,297,636</u>
	6,276,462,531	5,575,774,567
	<u>10,578,000</u>	<u>2,880,000</u>
	<u><u>6,265,884,531</u></u>	<u><u>5,572,894,567</u></u>
2022 6 30	2021 12 31	214,349,589
200,000,000	24	2021 12 31
2021 12 31	1,392,790,157	1,458,268,163
24	17,500,000	
2021 12 31	17,500,000	
2,068,980,786	2021 12 31	2,329,168,978
2,246,000,000	1,955,000,000	2021 12 31
	35	

24.

	2022 6 30	2021 12 31
	20,052,501,141	16,360,838,182
(i)	18,707,414,934	10,470,405,581
(ii)	3,809,342,921	1,696,919,393
(iii)	656,417,426	195,327,481
(iv)	4,536,731,324	4,691,176,304
	<u>75,248,797</u>	<u>61,115,176</u>
	<u>47,837,656,543</u>	<u>33,475,782,117</u>
2022 6 30	1.16%	5.58%
5.26%	2021 12 31	1.12%
2022 6 30		75,248,797
31	61,115,176	2021 12 31
(i)	2022 6 30	1,575,355,047
	2021 12 31	924,065,414
1,961,213,959	(2021 12 31	1,450,442,988)
210,000,000	2021 12 31	
	200,000,000	2021 12 31
2022 6 30	2021 12 31	214,349,589
		2021 12 31
200,000,000		

24.

2022 6 30		15,220,948,684	2021 12 31
11,236,878,051		1,458,268,163	2021 12 31
	1,392,790,157		
8,262,069,284	2021 12 31	806,138,357	
505,913,747	2021 12 31	75,212,213	
		22,631,836,436	2021 12 31
12,047,919,066	2022 6 30		
		16,546,200,975	2021 12 31
8,819,962,593			



2022 1-6

25.

2022 6 30

2021 12 31

282,506,400

-

24

2022 6 30

9,669,600

2021 12 31

272,836,800

2022 6 30

2021 12 31

2022 1-6

26.

2022 6 30

2021 12 31

i

2022 1-6

28.

1 3

	2022 6 30	2021 12 31
	<u>9,042,416,640</u>	<u>7,829,771,715</u>
2022 6 30		2021 12 31
		1

29.

	2022 6 30	2021 12 31
	<u>2,652,085,282</u>	<u>2,192,493,955</u>
2022 6 30		2021 12 31
		1

30.

2022 1-6

1,584,209,239	2,410,131,387	(2,441,763,020)	1,552,577,606
<u>120,176,637</u>	<u>322,304,202</u>	<u>(338,741,580)</u>	<u>103,739,259</u>
<u>1,704,385,876</u>	<u>2,732,435,589</u>	<u>(2,780,504,600)</u>	<u>1,656,316,865</u>

2022 1-6

30.

2021

2022 1-6

30.

2021

1, 152, 158, 173

620, 569

3, 670, 863, 397

31.

2022 6 30	2021 12 31
1,553,359,180	1,251,213,997
819,792,068	941,503,720
192,126,566	251,924,940
58,514,733	52,211,071
28,059,232	39,594,293
32,960,478	45,315,625
8,960,023	8,041,710
5,330,932	7,580,311
26,671,838	31,386,668
<u>2,725,775,050</u>	<u>2,628,772,335</u>

32.

2022 6 30	2021 12 31
1,735,055,776	-
<u>3,336,298,450</u>	<u>4,138,150,739</u>
<u>5,071,354,226</u>	<u>4,138,150,739</u>

2022 6 30	2021 12 31
-----------	------------

48

1,731,364,702	-
---------------	---

33.

2022 1-6

35.

2022 6 30	2021 12 31
15,495,927,554	14,159,750,543

35.

(ii)	2022 6 30	5,612,518	2021 12 31
	5,725,889		

(iii)	2022 6 30	2,068,980,786	2021 12
31	2,329,168,978		
1,955,000,000	2021 12 31	2,246,000,000	

2022 6 30

2022 1-6

36.

2022 6 30

100	2017 9 20	5	500,000,000	506,226,930	-	11,967,925	-	-	518,194,855
100	2021 12 5	2	1,000,000,000	1,001,938,356	-	14,334,144	-	-	1,016,272,500
100	2021 9 26	3	500,000,000	505,150,685	-	10,055,556	-	-	

2022 1-6

2022 1-6

39.

	2022 6 30	2021 12 31		
	<u>15,755,107</u>	<u>16,080,237</u>		
	<u>16,080,237</u>	<u>-</u>	<u>(325,130)</u>	<u>15,755,107</u>

40.

2022 1-6

275,764,632	5,403,915	-	281,168,547
<u>-</u>	<u>71,200,993</u>	<u>-</u>	<u>71,200,993</u>
<u>275,764,632</u>	<u>76,604,908</u>	<u>-</u>	<u>352,369,540</u>

2021

<u>264,286,781</u>	<u>11,477,851</u>	<u>-</u>	<u>275,764,632</u>
--------------------	-------------------	----------	--------------------

2022 1-6

41.

2022 1-6

<u>519,496,640</u>	<u>14,831,307</u>	<u>(37,900,911)</u>	<u>496,427,036</u>
519,496,640	14,831,307	(37,900,911)	496,427,036
<u>60,849,227</u>			<u>57,563,344</u>
<u>458,647,413</u>			<u>438,863,692</u>

2021

582,397,128	18,555,415	(81,455,903)	519,496,640
582,397,128	18,555,415	(81,455,903)	519,496,640

41.

2022 6 30

	106,453,540	-	(4,057,535)	-	102,396,005
13 /	75,042,047	-	(5,108,407)	-	69,933,640
	68,862,436	-	(4,708,478)	-	64,153,958
	36,772,833	-	(1,333,333)	-	35,439,500
5000 /	20,238,206	-	(1,751,316)	-	18,486,890
	15,033,622	-	(2,939,927)	-	12,093,695
	11,359,508	-	(1,196,429)	-	10,163,079

2022 1-6

41.

2021 12 31

					/
13	/	110,000,000	-)	106,453,540
		85,258,860	-)	75,042,047
		78,279,391	-)	68,862,436
		39,439,500	-)	

2022 1-6

43.

2022 1-6

2022 1-6

45.

2022 1-6

2022 1-6

46.

2021

2022 1-6

49.

2022 1-6

2021 1-6

2022 1-6

51.

2022 1-6

2021 1-6

2022 1-6

53.

2022 1-6

2021 1-6

2022 1-6

55.

	2022 1-6	2021 1-6
41	37,900,911	37,016,981
	<u>63,618,797</u>	<u>29,978,541</u>
	<u><u>101,519,708</u></u>	<u><u>66,995,522</u></u>

	2022 1-6	2021 1-6
	61,868,843	29,978,541
	<u>1,749,954</u>	<u>-</u>
	<u><u>63,618,797</u></u>	<u><u>29,978,541</u></u>

56. /

(1) /

	2022 1-6	2021 1-6
/	(13,090,876)	498,435
	59,258,987	79,504,271
/	6,037,394	(8,763,804)
	20,333,333	12,102,720
	2,438,701	2,430,183
	(21,949,898)	(2,906,319,521)
	(143,879,776)	(82,638,206)
	<u>185,675,741</u>	<u>-</u>
	<u><u>94,823,606</u></u>	<u><u>(2,903,185,922)</u></u>

56. /

2

57.

2022 1-6

58.

2022 1-6	2021 1-6
17,690,871	6,168,417
123,738,173	120,113,837
-	11,604,448
(16,173,416)	(12,494,627)
<u>7,698,000</u>	<u>-</u>
<u>132,953,628</u>	<u>125,392,075</u>

59E617.74 5.64 14.4 r3169P2807pan AMCID 80/Lang (en-B)>BDC 09.904 516.43 212.5489.43 Tm2 Tr

2022 1-6

60.

2022 1-6	2021 1-6
586,585	616,462
16,200,556	7,760,061
<u>24,662,214</u>	<u>6,442,533</u>
<u><u>41,449,355</u></u>	<u><u>14,819,056</u></u>

61.

2022 1-6	2021 1-6
71,200,993	-
23,573,778	63,460,614
7,828,327	470,990
5,398,045	2,400,000
94,777	3,181,346
<u>1,140,605</u>	<u>16,937,213</u>
<u><u>109,236,525</u></u>	<u><u>86,450,163</u></u>

62.

2022 1-6	2021 1-6
243,974,130,377	218,094,745,387
(2,225,699,527)	(6,296,850,900)
2,732,435,589	2,551,348,749
1,354,460,786	1,477,004,972
11,406,070	14,249,660
1,663,106,626	

2022 1-6

63.

2022 1-6	2021 1-6
1,026,630,396	981,291,888
(104,211,092)	(220,286,387)
(7,006,534)	15,740,051

2022 1-6

64.

2022 1-6
/

2021 1-6
/

1.00

0.88

2022 1-6

2021 1-6

65.

	2022 1-6	2021 1-6
	591,392,459	549,825,821
/	-	723,943,212
	16,200,556	7,760,061
	19,960,836	2,946,774
	3,214,709,209	164,388,348
	<u>21,541,545</u>	<u>686,266,050</u>
	<u>3,863,804,605</u>	<u>2,135,130,266</u>
	667,291,499	742,881,225
/	39,138,936	-

2022 1-6

65.

2022 1-6	2021 1-6
18,120,566,897	12,708,835,613
<u>7,862,037,569</u>	<u>2,502,854,545</u>
<u><u>25,982,604,466</u></u>	<u><u>15,211,690,158</u></u>

2022 1-6	2021 1-6
3,735,100,143	3,180,151,804
2,073,322,998	1,469,290,758
132,953,628	125,392,075

2022 1-6

65.

(1)

2022 1-6

2022 1-6

65.

(3)

2022 6 30

2021 12 31

66.

4	2022 6 30		1,745,336,008	2021 12 31	
	1,385,927,137				
5	2022 6 30		403,647,160	2021 12 31	
	31,928,014				687,284,000
	2021 12 31				2022 6 30
		364,993,335		2021 12 31	
214,316,640				9,506,490	2021 12
31	9,506,490				
	350,167,405	2021 12 31			
6	2022 6 30		152,929,194	2021 12 31	
	155,776,760				
7	2022 6 30		504,358,808	2021 12 31	
	694,437,064				
	172,502,178	2021 12 31	189,109,772		
			109,372,181	2021 12 31	
109,697,616					
8	2022 6 30		165,098,011	2021 12 31	
	216,932,193				32,749,639
	2021 12 31	33,112,181			
9	2022 6 30	2021 12 31	214,349,589		
				2021 12 31	

2022 1-6

68.

2016 12 6				"	"
	150,487,769			39,403,908	
				135,084,474	
31,499,040		2021		2,201,940	
		2022 1-6		147,730	
		2022 6 30			
20,958,493		2021 12 31	21,106,223		
2018 5				134,753,961	
	12,702,655			8,733,263	
94,404,763		1,432,328	2018 12 31		
		60,352,788	2019		
51,619,525				2022 6 30	
		8,733,263	2021 12 31	8,733,263	

1.

"
"

	95%	95%
2021 12 28 95%	2022 2 25	2022 2 25
		8,360
	2022 2 25	2021 12 31
	44,917,897	45,490,250
	35,386,881	35,866,660
	3,977,379	4,412,508
	<u>3,578,665</u>	<u>3,578,665</u>
	<u>72,748,734</u>	<u>73,365,737</u>

1. :5^π † ϕ ,xB½Ä †t³¶C ø;@%•Y0Cˆ*;MÄ-,,\$!°1 æAô! G,O4é(O ñ 1Q ;@%ÿ! Oz ÝCx? ñ)8Pa

2022 1 1 2
25

6,282,718
3,879,652
(617,003)

2.

2022

2022 1-6

1.

1 1.67%

2 2015 9 (" ")

2022 6 30

55.52% 133,421,949 25,472,964 5,030,213,758

2022 1-6

2022 1-6

2.

	2022 1-6	2021 1-6
	38,339,423	655,459,537
	(15,304,077)	(18,868,144)
	<u>(454,934)</u>	<u>(5,663,282)</u>
	<u>(15,759,011)</u>	<u>(24,531,426)</u>
	2,349,978,454	2,013,238,393
()/	(127,289,037)	573,296,478
	<u>7,585,850</u>	<u>(5,683,201)</u>
	<u>(119,703,187)</u>	<u>567,613,277</u>

2022 1-6

1.

2022 6 30

2022 1-6

1.

2022 6 30

-	-	47,837,656,543	47,837,656,543
282,506,400	-	-	282,506,400
553,403,460	-	-	553,403,460
-	-	6,155,635,461	6,155,635,461
-	-	9,042,416,640	9,042,416,640
-	-	4,131,694,178	4,131,694,178
-	-	4,422,967,849	4,422,967,849
36,129,277	-	6,157,180,656	6,193,309,933
-	-	14,579,093,624	14,579,093,624
-	-	2,500,000,000	2,500,000,000
-	-	112,180,357	112,180,357
-	-	1,440,147,094	1,440,147,094
-	-	30,750,854	30,750,854

2022 1-6

2.

2022 1-6

/

	2022	6	30	3,698,439,971	2021	12
31			2,672,687,426			70,813,594
2021	12	3	AMCID 44/Lang (en-852BD91046) > 2068020000806BT0F2941964841.04OrwMBT/92 53508			

2022 1-6

3.

2022 6 30		26,991,058,604	2021 12 31
23,304,208,056	2022 6 30	1 12	" "

2022 6 30	2021 12 31
-----------	------------

4.

) (

4.

34

/

2022 1-6

4.

2022 6 30

12

2022 1-6

4.

2022 6 30

()

2022 1-6			
1	1	5	5
48,674,815,533		-	- 48,674,815,533
282,506,400		-	- 282,506,400
553,403,460		-	- 553,403,460
6,155,635,461		-	- 6,155,635,461
9,042,416,640		-	- 9,042,416,640
4,131,694,178		-	- 4,131,694,178
6,193,309,933		-	- 6,193,309,933
3,295,928,124	16,037,002,986		- 19,332,931,110
176,082,297	117,789,375		- 293,871,672
386,147,722	1,656,169,158		- 2,042,316,880
564,809,706	2,640,308,333		- 3,205,118,039
-	33,118,670		- 33,118,670
<u>79,456,749,454</u>	<u>20,484,388,522</u>		<u>- 99,941,137,976</u>

4.

2021 12 31 ()

		2021 12 31			
1	1	5	5		
34,061,608,304		-	-	34,061,608,304	
290,968,651		-	-	290,968,651	
3,338,155,187		-	-	3,338,155,187	
7,829,771,715		-	-	7,829,771,715	
3,403,858,933		-	-	3,403,858,933	
5,384,846,687		-	-	5,384,846,687	
4,856,163,539	13,041,638,728		-	17,897,802,267	
173,125,381	209,106,088		-	382,231,469	
369,398,937	1,433,300,264		-	1,802,699,201	
513,315,971	1,609,510,959		-	2,122,826,930	
-	109,068,677		-	109,068,677	
<u>60,221,213,305</u>	<u>16,402,624,716</u>		-	<u>76,623,838,021</u>	

4.

) (

()

2022 6 30

/() / ()

4.

		T+D	T+D
		T+D	T+D
()	/()	2022 6 30	2021 12 31
	5%	(45,062)	(208,477)
	-5%	45,062	208,477
()	/()	2022 6 30	2021 12 31
	5%	(132,511)	(208,248)
	-5%	132,511	208,248
()	/()	2022 6 30	2021 12 31
	5%	(15,418)	(26,916)
	-5%	15,418	26,916

4.

2022 1-6

4.

2022 6 30

/

2022 1-6

5.

2022 6 30 2021 12 31

2022 6 30

2021 12 31

58.04%

51.68%

2022 1-6

1.

2022 6 30

() () ()

2022 1-6

1.

2021 12

2.

2022 6 30

16,741,256

21,716,190

713,113,442

3,117,927,310

44,901,289

231,728,413

282,506,400

2021 12 31

78,135,052

3,865,265

2,535,148,368

12,719,991

32,743,262

11,441,879

2022 1-6

3.

2022 6 30

9,031,091,684

3.

2021 12 31	
908,472,604	
187,335,407	
123,361,900	
45,321,720	/
1,005,956,566	/

2022 1-6

4.

2022 1-6

<u>1,051,278,286</u>	<u>106,680,000</u>	<u>(31,032,510)</u>	<u>(42,340)</u>	<u>1,126,883,436</u>	<u>(31,032,510)</u>
----------------------	--------------------	---------------------	-----------------	----------------------	---------------------

2021

5.

1.

()

3.

2

4.

5.

(1)

2022 1-6	2021 1-6
443,773,644	388,791,278
549,428,885	419,954,164

2022 1-6

5.

(1)

	2022 1-6	2021 1-6
()	1,742,900,000	701,000,000
()	44,350,069	38,280,431
	5,900,051	5,478,949
	<u>15,131,668</u>	<u>17,265,644</u>
	<u>1,808,281,788</u>	<u>762,025,024</u>
2021 5 28		
	2021 6 1	2023 12 31
		290,000
		" "
2021 5 28		

6.

	2022 6 30	2021 12 31
	<u>70,000,000</u>	<u>18,601,641</u>
	2022 6 30	2021 12 31
	648,046,764	560,255,960
	23,182,614	10,685,137
	126,425	-
	<u>70,078</u>	<u>-</u>
	<u>671,425,881</u>	<u>570,941,097</u>
	2022 6 30	2021 12 31
	<u>1,705,882</u>	<u>4,777,998</u>
	2022 6 30	2021 12 31
-	1,901,768,952	1,795,639,991
DSO	1,901,768,952	74,938,443

2022 1-6

6.

2022 6 30

2021 12 31

2022 1-6

6.

2022 6 30

2021 12 31

(

6.

	2022 6 30	2021 12 31
	<u>271,248,411</u>	<u>355,802,171</u>
	2022 6 30	2021 12 31
()	<u>5,767,962</u>	<u>5,686,617</u>
		38
	2022 6 30	2021 12 31
(

1.

(1)

	2022 6 30	2021 12 31
	269,000,000	698,030,000
()	<u>1,518,634,116</u>	<u>1,442,672,994</u>
	<u>1,787,634,116</u>	<u>2,140,702,994</u>

2008 9 (" ") 25%
75%

4,390,835,000

30% 70%

2022 6 30 103,035,825 (2021 12 31
103,035,825)

2.

2019 (")
") 2011 2015 (")
1,081,872,419

2022 1-

1.

	2022 1-6		2021 1-6	
	130,634,095,472	125,678,625,961	122,217,460,189	115,861,670,157
	56,286,828,954	56,147,937,942	48,041,466,299	46,830,724,956
	19,244,848,829	18,764,761,978	15,667,097,167	14,503,422,850
	3,165,772,890	2,972,858,059	2,291,336,467	2,206,844,195
	7,565,358,488	7,420,407,032	8,057,419,581	7,420,342,911
(2,362,507,341	783,284,411	1,233,779,092	728,938,660
	31,356,868,617	31,091,135,956	25,327,405,396	24,459,204,147
-	3,898,136,764	3,188,600,545	3,376,115,238	3,114,893,648
	<u>733,443,849</u>	<u>536,538,162</u>	<u>582,231,588</u>	<u>509,257,799</u>
	<u>255,247,861,204</u>	<u>246,584,150,046</u>	<u>226,794,311,017</u>	<u>215,635,299,323</u>

	2022 1-6	2021 1-6
	224,578,978,294	195,028,008,558
	24,102,035,285	21,952,303,421
	211,089,914	

1.

2022 6 30 2021 12 31 , 10%

1.

2022 6 30	2021 12 31
<u>1,916,019,000</u>	<u>328,000,000</u>

2.

	2022 6 30	2021 12 31
1	535,271,724	3,089,365,057
1 2	2,726,726,608	

2022 1-6

2.

2022 6 30

273,192,797	273,192,797	100.00%
243,063,634	84,964,402	34.96%
50,253,868	50,253,868	100.00%
48,231,053	48,231,053	100.00%
<u>22,125,787</u>	<u>22,125,787</u>	100.00%
<u>636,867,139</u>	<u>478,767,907</u>	

2021 12 31

363,240,813	166,481,436	45.83%
273,192,797	273,192,797	

2.

2022

4.

2022 1-6

2022 1-6

5.

1

2022 6 30

/()

163,930,000

- - -

2022 1-6

5.

2

2022 1-6

7.	/		
(1)	/()		
		2022 1-6	2021 1-6
		216,176,729	38,298,252
		20,333,333	7,000,000
		131,444,872	(483,683,736)
		17,258,187	4,811,641
		<u>24,225,596</u>	<u>-</u>
		<u>409,438,717</u>	<u>(433,573,843)</u>
(2)	/()		
		2022 1-6	2021 1-6
1.		216,176,729	38,298,252
2.		20,333,333	7,000,000
3.		53,990,109	16,673,366
	/()	99,838,258	(500,357,102)
		(22,383,495)	-
4.	/	13,565,428	(1,803,306)
		3,692,759	6,614,947
5.		17,100,000	-
		<u>7,125,596</u>	<u>-</u>
		<u>409,438,717</u>	<u>(433,573,843)</u>

2022 1-6

7. / ()

(3)

2022 1-6

2021 1-6

-

38,298,252

8.

2022 1-6

2021 1-6

3,448,117,576

2,519,369,280

505,645,170

1,097,580,591

102,383,183

90,684,021

477,015,835

489,738,702

68,885,393

84,268,379

1,996,815

1,996,815

81,504,015

81,580,418

2022 1-6

1

2022 1-6

2021 1-6

3

2022